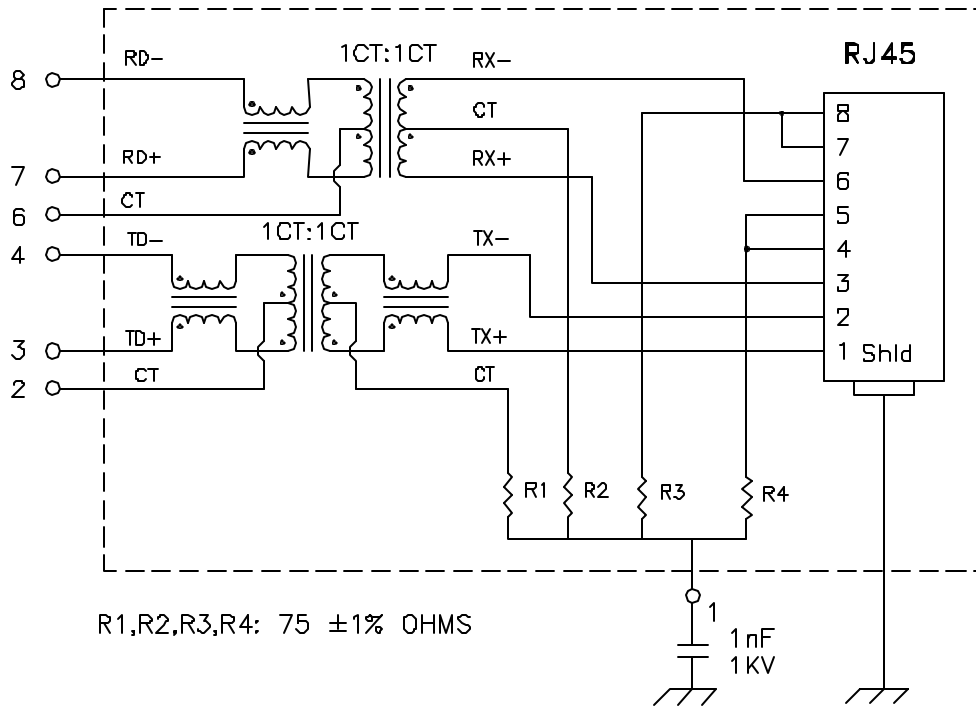


Schematic: (ONE OF TWO)



Electrical Specifications: @25°C

Isolation Voltage: 1500Vrms(INPUT to OUTPUT), 500Vrms(TD to RD)

UTP SIDE OCL: 350uH Min @100KHz 100mV 8mADC

Rise Time (10-90%): 2.5ns Typical

Insertion Loss (300KHz-100MHz): -1.1dB Maximum

Insertion Loss (100MHz-125MHz): -1.5dB Maximum

Return Loss: -18dB Min. @30MHz

-12dB Min. @80MHz

Crosstalk:

100KHz-60MHz -40dB Typical

60MHz-100MHz -38dB Typical

Common Mode to Differential Mode Rejection:

100KHz-60MHz -45dB Typ (Tx) / -40dB Typ (Rx)

60MHz-100MHz -40dB Typ (Tx) / -35dB Typ (Rx)

Note:

1. Solderability: Leads shall meet MIL-STD-202, Method 208D for solderability.
2. Flammability: UL94V-0,
3. ASTM oxygen index: > 28% ,
4. Temperature rating: 155°C. UL file E151556,
5. Operating Temperature Range: All listed parameters are to be within tolerance from -40°C to +85°C

XFMRs Inc.

Title: **TWO PORT COMBO**

UNLESS OTHERWISE SPECIFIED
TOLERANCES:
.xxx ±0.010
Dimensions in Inch

P/N: XFATM2-STACK2-4

REV: A

DWN.

廖玉坤

Mar-29-04

CHK.

李清儿

Mar-29-04

APP.

BW

Mar-29-04

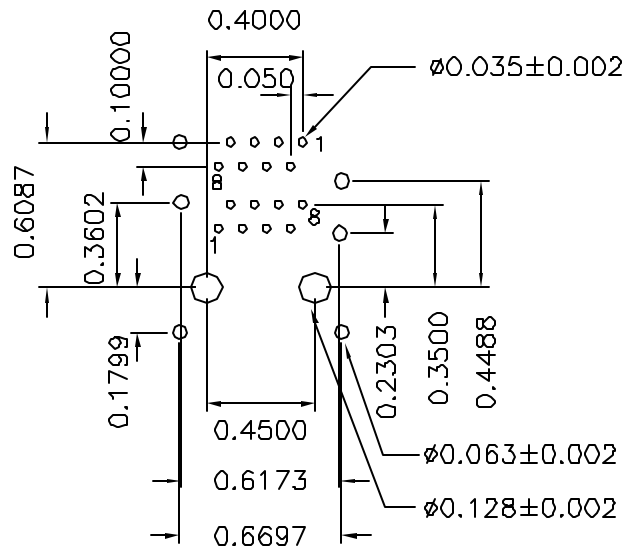
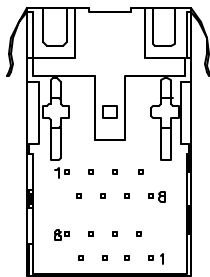
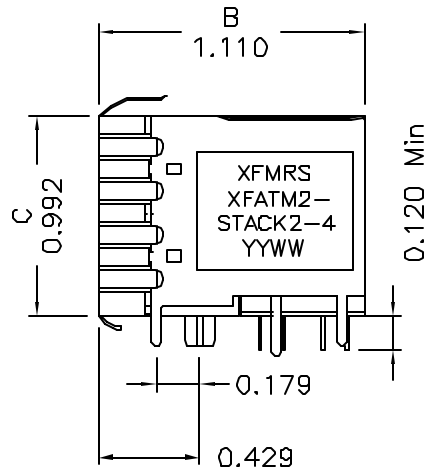
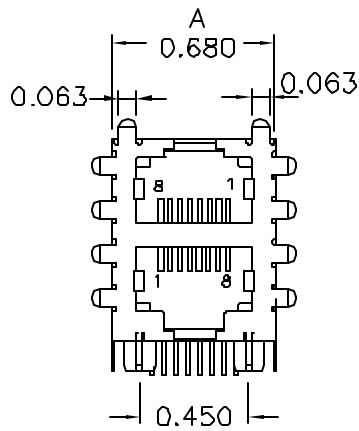
DOC. REV A/1

SHEET 1 OF 1

PROPRIETARY:

Document is the property of XFMRs Group & is not allowed to be duplicated without authorization.

Mechanical Dimensions:



DOC. REV: A/1

XFMRs Inc.

Title: Mechanical Dimensions
For 1X2 STACKED COMBO Series

UNLESS OTHERWISE SPECIFIED
TOLERANCES:
.xxx ±0.0100
Dimensions in Inch

P/N:	XFATM2-STACK2-4	REV. A
DWN.	罗振江	Mar-29-04
CHK.	廖玉坤	Mar-29-04
APP.	BW	Mar-29-04

SHEET 2 OF 2

PROPRIETARY:

Document is the property of XFMRs Group & is not allowed to be duplicated without authorization.