

Data Sheet

Total Power: 3 Watts
Input Voltage: 100 - 254 Vac
of Outputs: Single

SPECIAL FEATURES

- USB Switching wallmount power supply
- Universal AC input
- Available in multiple AC plug configurations
- CE Mark EMC & LVD, & ErP 2011 for EU versions
- Regulated output
- Overload and short circuit protection
- Constant voltage, constant current
- Efficiency Level V
- Built in EMI filter (CISPR 22 Class B)
- Available in various output connectors
- Mini USB 2.0 dc output plug - 0005
- Micro USB 2.0 dc output plug - 0006

SAFETY

- UL 60950/6500
- cUL 60950/6500
- TUV 60950
- NEMKO 60950
- CB Certificate and report
- CE EMC, LVD & ErP 2011 for EU & UK versions
- CTIA
- ENEC



Electrical Specifications

Input	
Input range:	100 - 240 Vac (wide range)
Frequency:	47 - 63 Hz
EMI/RFI:	FCC Part 15, Subpart B Class B & EN55022 (CISPR 22) Class B & EMC89/336/EEC
Safety ground leakage current:	10 μ A @ 50/60 Hz, 230 Vac input
Output	
Voltage (Vo):	5 V (4.75 - 5.25 V)
Maximum Power (Po):	3 W
Hold-up time:	25 ms. typical at full load @ 115 Vac
Overvoltage protection:	Single fault 10.5 V max. Latching type
Overload protection:	Output short circuit protection auto recover Overload protected > 800 mA
Output:	DC cable with Mini USB 2.0 -0005 suffix and Micro USB 2.0 -0006
Connector Pinout:	Pin 1: +V Pin 5: ground

Environmental Specifications

Operating temperature:	0° to 45 °C ambient
Storage temperature:	-20 °C to +70 °C
Electromagnetic susceptibility:	Designed to meet EN55082-1
Humidity:	Operating; non-condensing 20% to 90% RH
Vibration:	Per IEC 60068-2-6

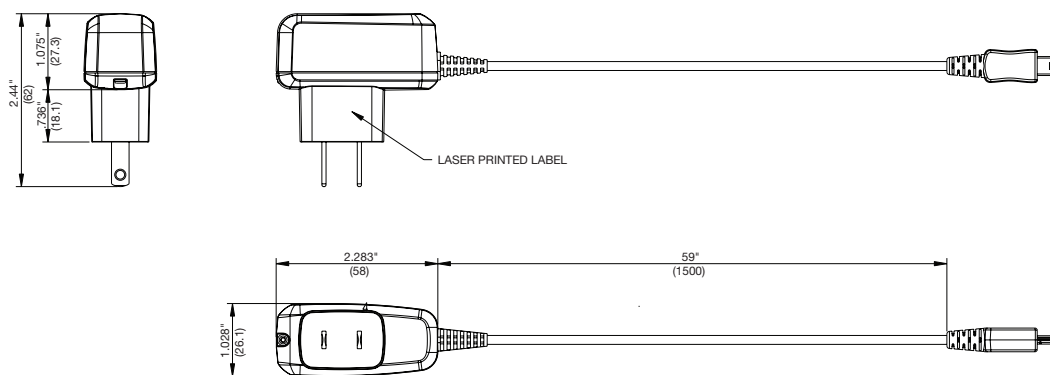
Ordering Information

Model Number	Maximum Power	Output Voltage	Minimum Load	Maximum Load	Ripple P/P (PARD) ¹	Connector
DCH3-050US-0005	3 W	5 V	0	0.55 A	200 mV	Mini USB 2.0
DCH3-050EU-0005	3 W	5 V	0	0.55 A	200 mV	Mini USB 2.0
DCH3-050UK-0005	3 W	5 V	0	0.55 A	200 mV	Mini USB 2.0
DCH3-050US-0006	3 W	5 V	0	0.55 A	200 mV	Micro USB 2.0
DCH3-050EU-0006	3 W	5 V	0	0.55 A	200 mV	Micro USB 2.0
DCH3-050UK-0006	3 W	5 V	0	0.55 A	200 mV	Micro USB 2.0

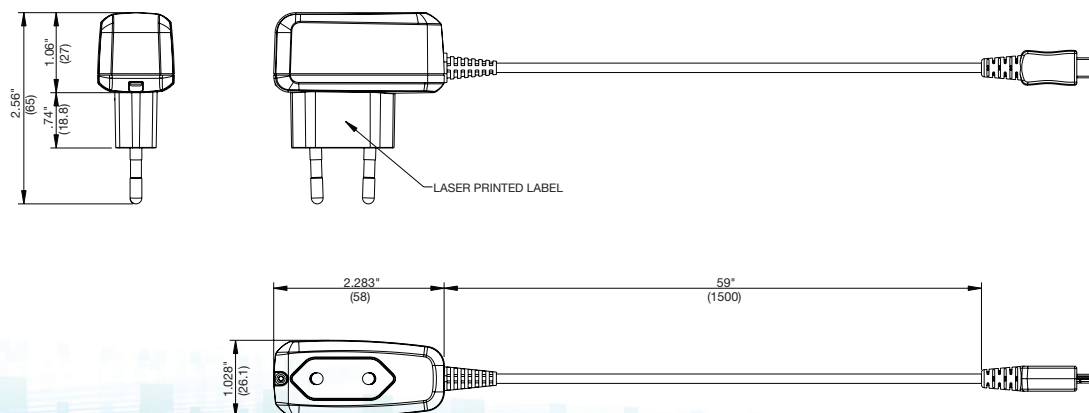
1. Peak-to-peak with 20 mHz bandwidth and 10 μ F (tantalum capacitor) in parallel with a 0.1 μ F capacitor at rated line voltage and load ranges.
2. Output should not be grounded for EMI purpose.

Mechanical Drawing

DCH3-050US - 0005 & 0006

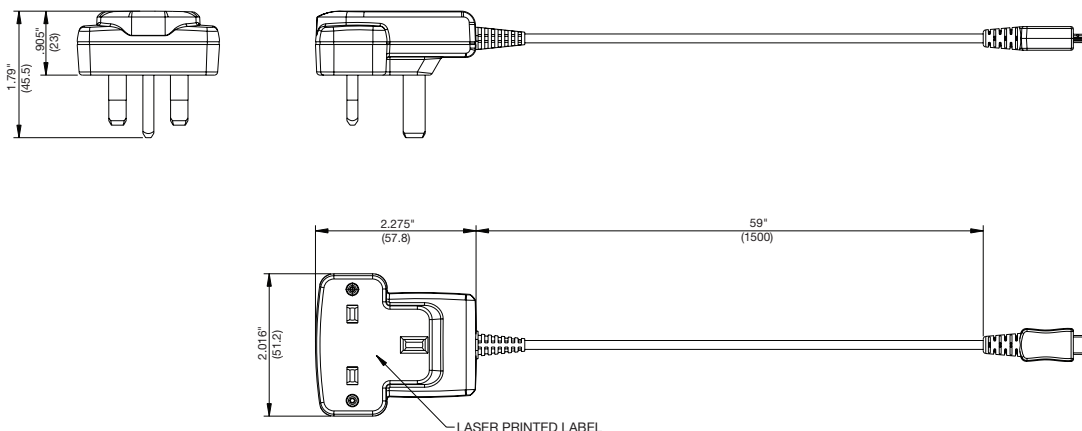


DCH3-050EU - 0005 & -0006

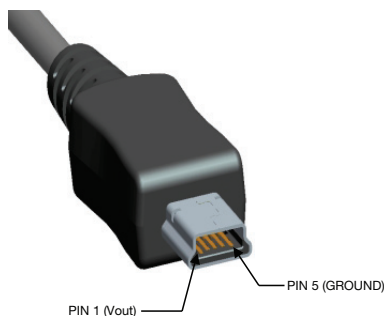


Mechanical Drawing

DCH3-050UK - 0005 & - 0006



Pin Assignments



Notes:

1. Specifications subject to change without notice.
2. All dimensions in inches (mm), tolerance is $\pm .02$ ".
3. Warranty: 2 years
4. Weight: 0.144 lb./0.066kg.

WORLDWIDE OFFICES

Americas

2900 S.Diablo Way
Tempe, AZ 85282
USA
+1 888 412 7832

Europe (UK)

Waterfront Business Park
Merry Hill, Dudley
West Midlands, DY5 1LX
United Kingdom
+44 (0) 1384 842 211

Asia (HK)

14/F, Lu Plaza
2 Wing Yip Street
Kwun Tong, Kowloon
Hong Kong
+852 2176 3333

ARTESYN[™]
EMBEDDED TECHNOLOGIES

www.artesyn.com

While every precaution has been taken to ensure accuracy and completeness in this literature, Artesyn Embedded Technologies assumes no responsibility, and disclaims all liability for damages resulting from use of this information or for any errors or omissions. Artesyn Embedded Technologies, Artesyn and the Artesyn Embedded Technologies logo are trademarks and service marks of Artesyn Embedded Technologies, Inc. All other names and logos referred to are trade names, trademarks, or registered trademarks of their respective owners.
© 2014 Artesyn Embedded Technologies, Inc.

For more information: www.artesyn.com/power
For support: productsupport.ep@artesyn.com

DCH3 Series-DS 06.06.14