

RESISTORS


- Cost effective
- High stock levels
- Zero-ohm link available

The DCR range is available in power ratings from 1/6W to 2W. All product is taped, with special taping forms available as an option. All product is manufactured to specifications ELA RS196A, JLS-C-6402 and IEC-115.

Typical applications will range from consumer products to computing and automotive uses.

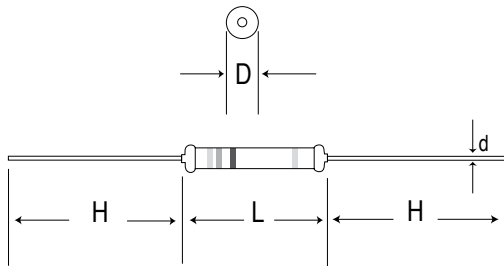
All DCR's are recognisable by their pale beige colour, and easily readable EIA colour coding.

CARBON FILM DCR



Operating Temperature -55°C to 155°C

OUTLINE DRAWING



Normal	Small size	L	φD	H	φd
DCR12	DCR25SS	3.3+0.4	1.8+0.3	28+2.0	0.5+0.05
DCR25	DCR50SS	6.3+0.5	2.3+0.3	28+2.0	0.6+0.05
DCR50	DCR100SS	9.0+0.5	3.2+0.5	26+2.0	0.6+0.05
DCR100	DCR200SS	11.5+1.0	4.5+0.5	35+2.0	0.8+0.05
DCR200		15.5+1.0	5.0+0.5	32+2.0	0.8+0.05

RANGE

Type	Power/W	Max. Working Voltage/V	Max. Overload Voltage	Range
DCR12	0.166	150	300	1Ω-10MΩ E24
DCR25	0.33	250	500	1Ω-10MΩ E24
DCR25SS	0.25	200	400	1Ω-10MΩ E24
DCR50	0.5	350	700	1Ω-10MΩ E24
DCR50SS	0.5	300	600	1Ω-10MΩ E24
DCR100	1	500	1000	1Ω-10MΩ E24
DCR100SS	1	400	800	1Ω-10MΩ E24
DCR200	2	500	1000	1Ω-10MΩ E24
DCR200SS	2	500	1000	1Ω-10MΩ E24

ORDERING INFORMATION

DCR	25	5	T	10K	*
Type	25 = 0.166W 25 = 0.33W 25SS = 0.25W 50 = 0.50W 50SS = 0.50W 100 = 1W 100SS = 1W 200SS = 2W 200 = 2W	Tolerance 5%	Taping T = Tape & Ammo BD = Tape/Reel	Value in ohms	

* Parts also available with 26mm width taping - add PT26 to end of part number Weldable type with copper lead wire available to special order Taping specification available on page 134.

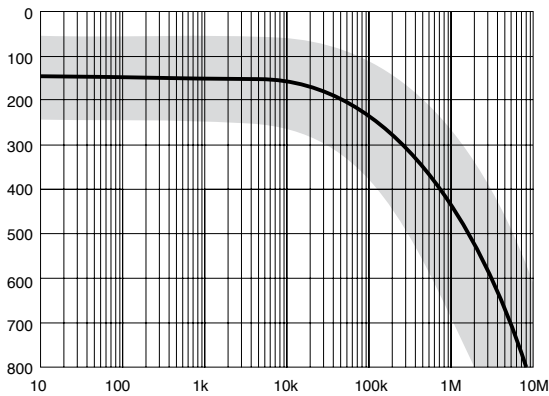
DCR 50 becoming obsolete - 50 SST.

SPECIFICATION

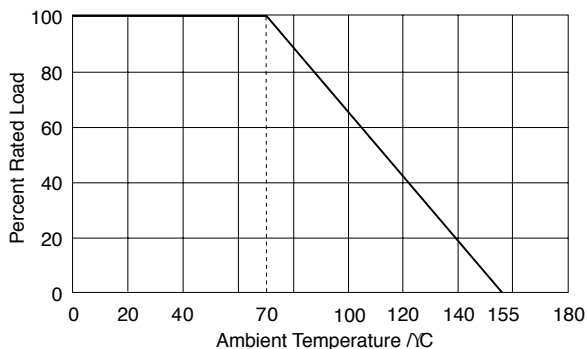
PERFORMANCE TEST	TEST METHOD		APPRAISE
Short Time Overload	JIS-C-5202 5.5	2.5 Times RCWV for 5 seconds	± (0.75%+0.05Ω)
Dielectric Withstanding Voltage	JIS-C-5202 5.7	in V-Block for 60 seconds	by Type
Temperature Coefficient of Resistance	JIS-C-5202 5.2	-55 °C to 155 °C	by Type
Insulation Resistance	JIS-C-5202 5.6	in V-Block	>1000MΩ
Solderability	JIS-C-5202 6.5	260 °C for ±5 Seconds	95% Min. Coverage
Resistance to Solvent	JIS-C-5202 6.9	Trichloroethane for 1 Min. with Ultrasonic	No Deterioration of coatings & markings
Terminal Strength	Direct Load for 10 Sec. in The Direction of Terminal Leads		≥2.5kg (24.5N)
Pulse Overload	JIS-C-5202 5.8	4 Times RCWV 10000 Cycles (1 Sec. on, 25 Sec. off)	±(1%+0.05Ω)
Load Life in Humidity	JIS-C-5202 7.9	40±2 °C, 90~95% RH at RCWV for 1000 hrs. (1.5 Hrs. on, 0.5 Hrs. off)	±(3%+0.05Ω)
Load Life	JIS-C-5202 7.10	70 °C at RCWV for 1000 Hrs. (1.5 Hrs. on, 0.5 Hrs off)	±(3%+0.05Ω)
Temperature Cycling	JIS-C-5202 7.4	-55 °C → Room Temp. → 155 °C → Room Temp. for 5 Cycles	±(1%+0.05Ω)
Resistance to Soldering Heat	JIS-C-5202 6.4	350 °C ± 10 °C for 3±0.5 seconds	±(1%+0.05Ω)

*Rated Continuous Working Voltage (RCWV) = $\sqrt{\text{Power Rating} \times \text{Resistance Value}}$

TEMPERATURE COEFFICIENT



POWER DE-RATING



CURRENT NOISE

