




# RFID Transponder Coil – 4513TC



The 4513TC is Coilcraft's best performing transponder coil designed for RFID applications at 125 kHz. It offers better sensitivity, greater read distance and higher SRF than other coils its size.

The coil is wound on a plastic base, providing great durability and allowing this part to withstand harsh mechanical shock. With operating temperature range to 125°C, these coils are ideal for a wide range of applications.

In addition to our standard models, Coilcraft can design transponder coils to operate at other frequencies.

To request free evaluation samples, contact Coilcraft or visit [www.coilcraft.com](http://www.coilcraft.com).

Part number <sup>1</sup>	Inductance <sup>2</sup> at 125 kHz ±2% (mH)	Q min <sup>2</sup>	Read distance <sup>3</sup> (inches/cm)	Sensitivity <sup>4</sup> (mV/μT)	Matching capacitor <sup>5</sup> (pF)	DCR max <sup>6</sup> (Ohms)	SRF typ <sup>7</sup> (kHz)
4513TC-404XGL_	0.40	29	23.90/60,71	11.76	4050	9.66	5890
4513TC-105XGL_	1.00	33	30.95/78,61	19.80	1621	20.6	3670
4513TC-245XGL_	2.38	40	36.75/93,35	32.80	681	39.0	2200
4513TC-495XGL_	4.90	44	38.55/97,92	54.76	331	55.8	1551
4513TC-725XGL_	7.20	51	44.10/112,01	76.97	225	91.0	1400

1. When ordering, please specify **packaging** code:

**4513TC-725XGL D**

**Packaging:** **D** = 13" machine-ready reel. EIA-481 embossed plastic tape (2500 parts per full reel).

**B** = Less than full reel. In tape, but not machine ready. To have a leader and trailer added (\$25 charge), use code letter D instead.

- Inductance and Q measured using Agilent/HP 4192A impedance analyzer at 125 kHz. For recommended test procedures, contact Coilcraft.
- Read distance measured using the KEELOQ® Transponder Evaluation Kit part number DM303005 from Microchip. Distance was recorded as the voltage across the resonant circuit dropped below 10 mV.
- Sensitivity measured in accordance with Coilcraft application note "Measuring Sensitivity of Transponder Coils."

5. Matching capacitor value required for parallel resonant circuit operating at 125 kHz.

6. DCR measured on micro-ohmmeter.

7. SRF measured using Agilent/HP 8753D network analyzer.

8. **Ambient temperature range:** -40°C to +125°C

9. **Storage temperature range:** Component: -40°C to +125°C  
Packaging: -40°C to +80°C

10. **Resistance to soldering heat:** Three reflows at >217°C for 90 seconds (+260°C ±5°C for 20 – 40 seconds), allowing parts to cool to room temperature between.

11. Electrical specifications at 25°C.

12. Temperature coefficient of inductance: +50 to +210 ppm/°C.

Refer to Doc 362 "Soldering Surface Mount Components" before soldering.

**Coilcraft**®

Specifications subject to change without notice.  
Please check our website for latest information.

Document 450-1 Revised 10/29/08

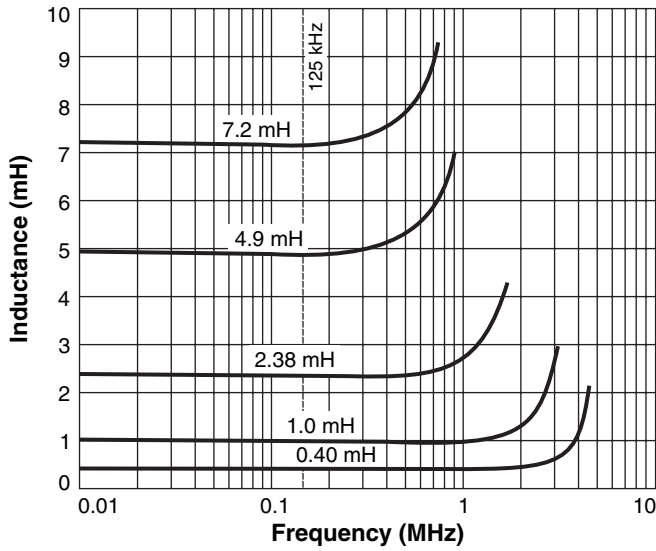
1102 Silver Lake Road Cary, Illinois 60013 Phone 847/639-6400 Fax 847/639-1469

E-mail [info@coilcraft.com](mailto:info@coilcraft.com) Web <http://www.coilcraft.com>

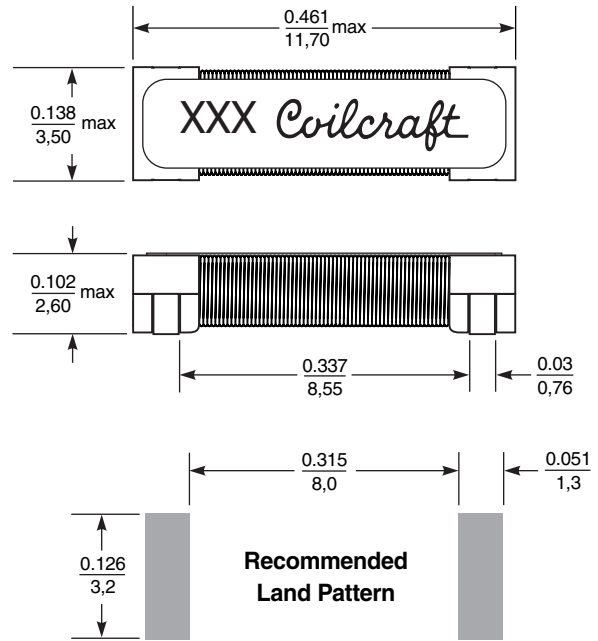


# RFID Transponder Coils – 4513TC

## Typical L vs Frequency



## Dimensions



- Weight:** 280 – 335 mg
  - Terminations:** Gold over nickel over phos bronze
  - Tape and reel:** 2500/13" reel 24 mm tape width
- For packaging data see Tape and Reel Specifications section.



Specifications subject to change without notice.  
Please check our website for latest information.

Document 450-2 Revised 10/29/08

1102 Silver Lake Road Cary, Illinois 60013 Phone 847/639-6400 Fax 847/639-1469

E-mail [info@coilcraft.com](mailto:info@coilcraft.com) Web <http://www.coilcraft.com>