

Adapters, Type-N/SMA

50Ω, DC to 18 GHz

NEW!





Features

- flat response
- excellent VSWR, 1.10:1 typ. up to 12.4 GHz and 1.15:1 typ. up to 18 GHz
- passivated stainless steel
- low cost adapters, available from stock

Applications

- interconnection of RF cables and equipment

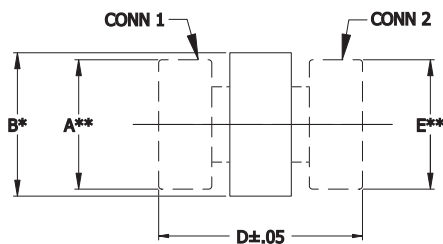
Electrical Specifications

MODEL NO.	CONNECTOR TYPE		FREQUENCY (GHz) f_L - f_U	VSWR (:1) Max.			IMPEDANCE (OHMS)	CASE STYLE	PRICE \$ Qty. (1-49)
	CONN 1	CONN 2		DC-8 GHz	DC-12.4 GHz	DC-18 GHz			
	N-Male	SMA-Male	DC-18	1.15	1.20	1.30	50	DJ824	22.95
	N-Female	SMA-Male	DC-18	1.15	1.20	1.25	50	DJ826	22.95
	N-Female	SMA-Female	DC-18	1.15	1.20	1.25	50	DJ827	22.95
	N-Male	SMA-Female	DC-18	1.15	1.25	1.25	50	DJ825	22.95

Maximum Ratings

Operating Temperature	-55°C to 100°C
Storage Temperature	-55°C to 100°C

Outline Drawing



* MAX FOR DJ826, 827
 ** DIM IS ACROSS FLATS
 B - OVERALL ADAPTER DIMENSION
 BODY/CONNECTOR SHAPE VARIES

Outline Dimensions (inch mm)

Case No.	A	B	C	D	E	wt. grams
DJ824	.812 20.62	.90 22.86	—	1.28 32.51	.312 7.92	34.6
DJ825	.812 20.62	.90 22.86	—	1.24 31.50	—	33.6
DJ826	—	.70 17.78	—	1.28 32.51	.312 7.92	27.4
DJ827	—	.70 17.78	—	1.23 31.24	—	26.0

 Mini-Circuits®

INTERNET <http://www.minicircuits.com>

P.O. Box 350166, Brooklyn, New York 11235-0003 (718) 934-4500 Fax (718) 332-4661

Distribution Centers NORTH AMERICA 800-654-7949 • 417-335-5935 • Fax 417-335-5945 • EUROPE 44-1252-832600 • Fax 44-1252-837010

ISO 9001 CERTIFIED

REV. B
 M78673
 EE-9107
 ADAPTERS-TYPE-N
 RS/TD/CP
 011017