

**E-Series RF 1:4 Transmission Line Step-up Transformer**  
500 – 2500 MHz

**ETC1.6-4-2-3**  
**V3**

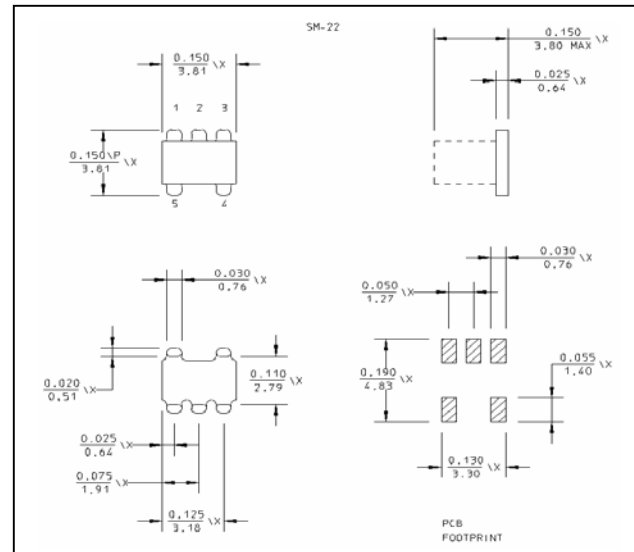
**Features**

- 1:4 Impedance Ratio
- CT on Secondary
- Surface Mount
- Tape and reel packaging available

**Description**

M/A-COM's ETC1.6-4-2-3 is a 4:1 RF transmission line step-up transformer in a low cost, surface mount package. Ideally suited for high volume cellular and wireless applications. Typical applications include single to balanced mode conversion and impedance matching. Parts are packaged in tape & reel.

**SM - 22 Package**



**Electrical Specifications:  $T_A = 25^\circ\text{C}$ ,  $Z_0 = 50\Omega$ <sup>1</sup>**

Parameter	Test Conditions	Frequency	Units	Min	Typ	Max
RF Frequency	—	500 - 2500	MHz	—	—	—
Insertion Loss	$F_L - f_U$	500 - 750	dB	—	—	3.0
		750 - 1200	dB	—	—	1.0
		1200 - 2500	dB	—	—	3.0

**Absolute Maximum Ratings<sup>1</sup>**

Parameter	Absolute Maximum
DC Power	250 mW
DC Current	30 mA
Operating Temperature	-40°C to +85°C
Storage Temperature	-55°C to +125°C

1. Operation of this device above any one of these parameters may cause permanent damage.

**Ordering Information**

Part Number	Package
ETC1.6-4-2-3TR	Tape and Reel (2000 piece Reel)

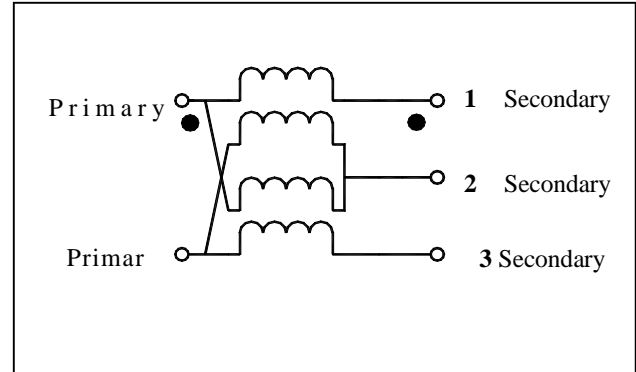
**E-Series RF 1:4 Transmission Line Step-up Transformer  
500 – 2500 MHz**

ETC1.6-4-2-3  
V3

**Pin Configuration**

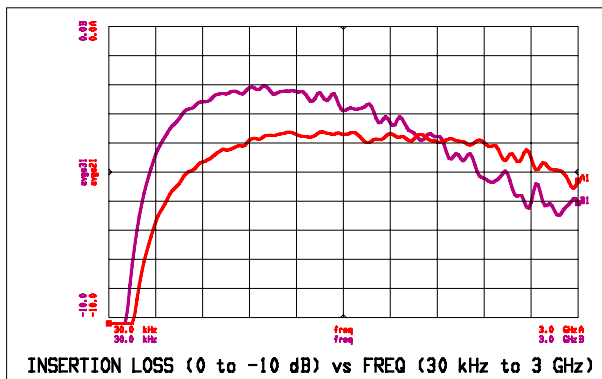
Pin No.	Function
1	Secondary Dot
2	Secondary CT
3	Secondary
4	Primary
5	Primary Dot

**Schematic**

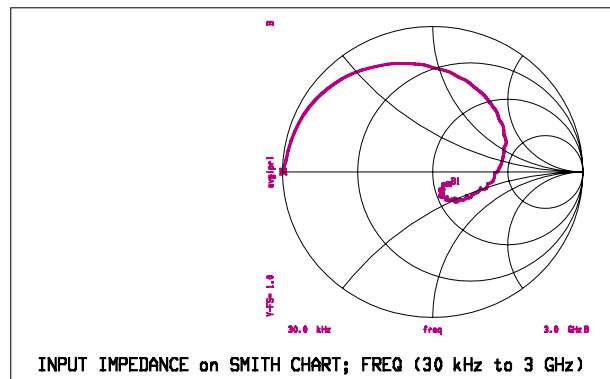


**Typical Performance Curves**

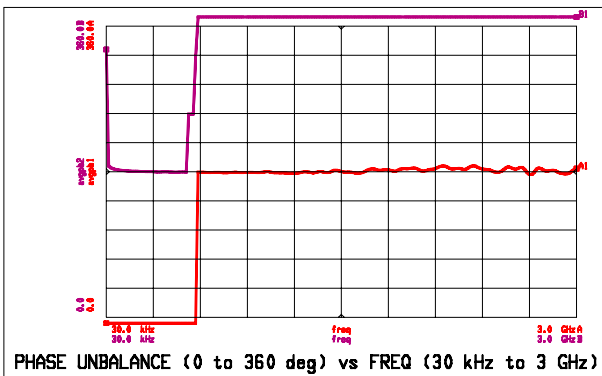
**Insertion Loss**



**Input Impedance**



**Phase Unbalance**



**Amplitude Unbalance**

