

Coaxial

High Pass Filter

VHF-145+

50Ω

140 to 1150 MHz



CASE STYLE: FF704

The Big Deal

- Low Insertion Loss (2.0 dB max.)
- Good close-in rejection
- Versatile small size, coaxial, 1.43" length

Product Overview

The VHF-145+ High Pass Filter is constructed using internal LTCC High Pass Filter structure to achieve repeatable performance. Covering 140-1150 MHz, these filters offer a wide bandwidth. For a high pass filter, that is versatile for many upconverter applications. Built using Mini-Circuits proven unibody construction which integrates the RF connectors with the case body, the VHF-145+ takes very little space and meets rugged field test lab system environment.

Key Features

Feature	Advantages
Wideband	Covers VHF and UHF bands, and is ideal for up conversion applications.
Compact Versatile Case (1.43"x0.41")	Enables use in a variety of applications including space constrained connectorized systems. Connectors: SMA Female (1), SMA Male (1)
Rugged Unibody Construction	Mini-Circuits Unibody construction allows survivability in critical applications including militarized or industrial systems.

Notes

- A. Performance and quality attributes and conditions not expressly stated in this specification document are intended to be excluded and do not form a part of this specification document.
B. Electrical specifications and performance data contained in this specification document are based on Mini-Circuit's applicable established test performance criteria and measurement instructions.
C. The parts covered by this specification document are subject to Mini-Circuits standard limited warranty and terms and conditions (collectively, "Standard Terms"); Purchasers of this part are entitled to the rights and benefits contained therein. For a full statement of the Standard Terms and the exclusive rights and remedies thereunder, please visit Mini-Circuits' website at www.minicircuits.com/MCLStore/terms.jsp



Coaxial High Pass Filter

VHF-145+

50Ω 140 to 1150 MHz



CASE STYLE: FF704

Connectors	Model
SMA	VHF-145+

+RoHS Compliant

The +Suffix identifies RoHS Compliance. See our web site for RoHS Compliance methodologies and qualifications

Maximum Ratings

Operating Temperature	-55°C to 100°C
Storage Temperature	-55°C to 100°C
RF Power Input*	7W max. at 25°C

* Passband rating, derate linearly to 3W at 100°C ambient. Permanent damage may occur if any of these limits are exceeded.

Features

- rugged unibody construction, small size
- 7 sections
- temperature stable
- excellent power handling, 7W
- low cost

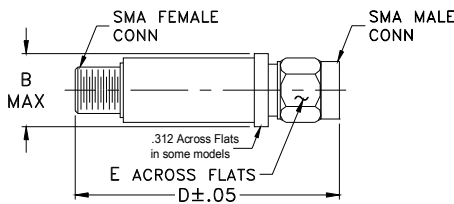
Applications

- sub-harmonic rejection
- transmitters/receivers
- lab use

Electrical Specifications at 25°C

Parameter	F#	Frequency (MHz)	Min.	Typ.	Max.	Unit
Stop Band	Rejection Loss	DC-F1	DC-80	20		dB
		DC-F2	DC-115	15		dB
	Freq. Cut-Off	F3	132		3.0	dB
	VSWR	DC-F2	DC-115		20	:1
Pass Band	Insertion Loss	F5-F6	155-1050		1.5	dB
		F4-F7	140-1150		3.0	dB
	VSWR	F5-F7	155-1150		1.5	:1

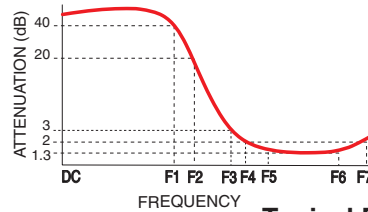
Outline Drawing



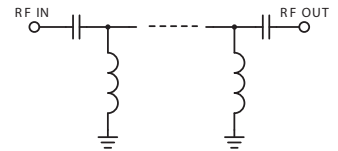
Outline Dimensions (inch/mm)

B	D	E	wt
.410	1.43	.312	grams
10.41	36.32	7.92	10.0

Typical Frequency Response

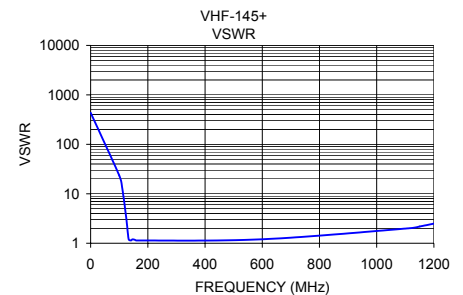


Electrical Schematic



Typical Performance Data at 25°C

Frequency (MHz)	Insertion Loss (dB)	VSWR (:1)
0.30	63.96	434.30
100.00	20.05	23.49
110.00	19.50	13.60
124.00	8.68	3.42
133.00	2.45	1.20
141.00	1.39	1.14
145.00	1.17	1.19
148.00	1.06	1.20
152.00	0.94	1.19
156.00	0.84	1.16
160.00	0.77	1.14
600.00	0.39	1.20
1120.00	1.23	2.03
1150.00	1.38	2.18
1200.00	1.71	2.50



Notes

- Performance and quality attributes and conditions not expressly stated in this specification document are intended to be excluded and do not form a part of this specification document.
- Electrical specifications and performance data contained in this specification document are based on Mini-Circuit's applicable established test performance criteria and measurement instructions.
- The parts covered by this specification document are subject to Mini-Circuits standard limited warranty and terms and conditions (collectively, "Standard Terms"); Purchasers of this part are entitled to the rights and benefits contained therein. For a full statement of the Standard Terms and the exclusive rights and remedies thereunder, please visit Mini-Circuits' website at www.minicircuits.com/WCLStore/terms.jsp

