

Common Mode Filters(SMD) For High-speed Differential Signal Line

Conformity to RoHS Directive

TCM Series TCM2010 Type

FEATURES

- The TCM series is compact sized common mode filter in industry.
- By providing wide bandwidth (cutoff frequency: 3GHz) for differential mode, this product has almost no effect for high-speed differential signals and can suppress the radiated emission.
- This product contains no lead and supports lead-free soldering.

APPLICATIONS

- High speed interface(LVDS, IEEE1394 and USB2.0) in electronics devices.
- PDP/LCD/DLP/PJ TV, DVD player, notebook PCs, DVC, DSC, amusement machines, portable audio, digital cellular phones, etc.

TEMPERATURE RANGE

Operating	-25 to +85°C
-----------	--------------

PACKAGING STYLE AND QUANTITIES

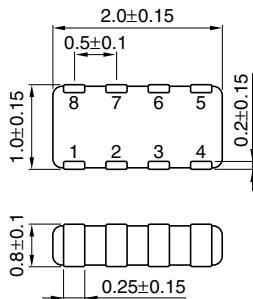
Packaging style	Quantity
Taping	4000 pieces/reel

PRODUCT IDENTIFICATION

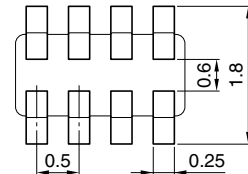
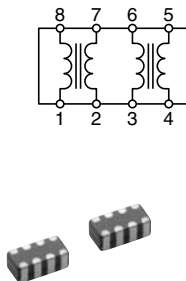
TCM	2010	-	101	-	4P	-	T
(1)	(2)		(3)		(4)		(5)

- (1) Series name
 (2) Dimensions L×W
 (3) Impedance[at 100MHz]
 101: 100Ω
 (4) Number of line
 4P: 4-line
 (5) Packaging style
 T: ø180mm reel taping

SHAPES AND DIMENSIONS/CIRCUIT DIAGRAMS/RECOMMENDED PC BOARD PATTERNS



Weight: 8mg
 Dimensions in mm



Dimensions in mm

ELECTRICAL CHARACTERISTICS

Part No.	Common mode impedance (Ω) [100MHz]		DC resistance (Ω)max.	Rated current I _{dc} (mA)max.	Rated voltage E _{dc} (V)max.	Insulation resistance (MΩ)min.
	min.	typ.				
TCM2010-650-4P	50	65	1.5	100	10	10
TCM2010-101-4P	80	100	1.5	100	10	10
TCM2010-201-4P	160	200	2.0	100	10	10
TCM2010-261-4P	200	260	5.0	40	10	10

• Conformity to RoHS Directive: This means that, in conformity with EU Directive 2002/95/EC, lead, cadmium, mercury, hexavalent chromium, and specific bromine-based flame retardants, PBB and PBDE, have not been used, except for exempted applications.

• All specifications are subject to change without notice.

TYPICAL ELECTRICAL CHARACTERISTICS IMPEDANCE vs. FREQUENCY CHARACTERISTICS

