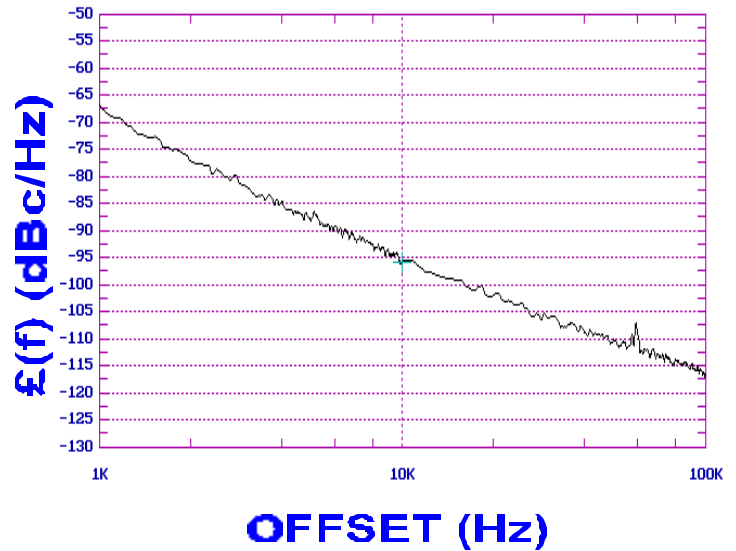




PHASE NOISE (1 Hz BW, typical)



FEATURES

- Frequency Range: 2270 - 2360 MHz
- Tuning Voltage: 0.5-4.5 Vdc
- MINI-14H - Style Package

APPLICATIONS

- WLAN
- Broadcast Systems
- Mobile Communication Systems

PERFORMANCE SPECIFICATIONS

| | VALUE | UNITS |
|---|-------------|--------|
| Oscillation Frequency Range | 2270 - 2360 | MHz |
| Phase Noise @ 10 kHz offset (1 Hz BW, typ.) | -96 | dBc/Hz |
| Harmonic Suppression (2nd, typ.) | -20 | dBc |
| Tuning Voltage | 0.5-4.5 | Vdc |
| Tuning Sensitivity (avg.) | 47 | MHz/V |
| Power Output | 4±3 | dBm |
| Load Impedance | 50 | Ω |
| Input Capacitance (max.) | 50 | pF |
| Pushing | <5 | MHz/V |
| Pulling (14 dB Return Loss, Any Phase) | <15 | MHz |
| Operating Temperature Range | 0 to 70 | °C |
| Package Style | MINI-14H | |

POWER SUPPLY REQUIREMENTS

| | | |
|----------------------------|----|-----|
| Supply Voltage (Vcc, nom.) | 5 | Vdc |
| Supply Current (Icc, typ.) | 14 | mA |

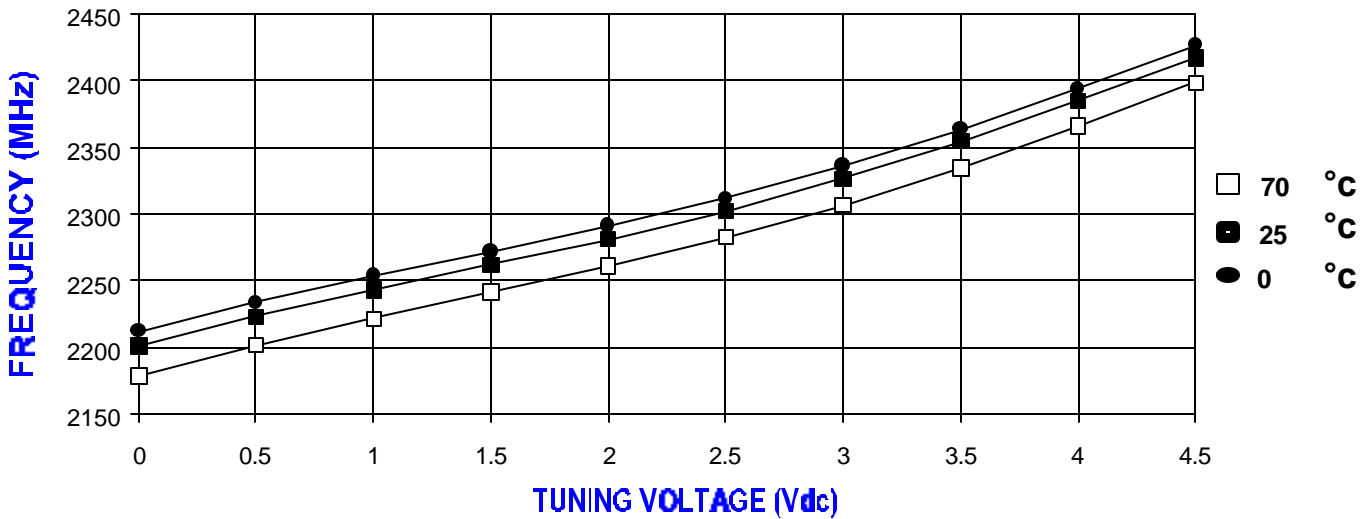
All specifications are typical unless otherwise noted and subject to change without notice.

APPLICATION NOTES

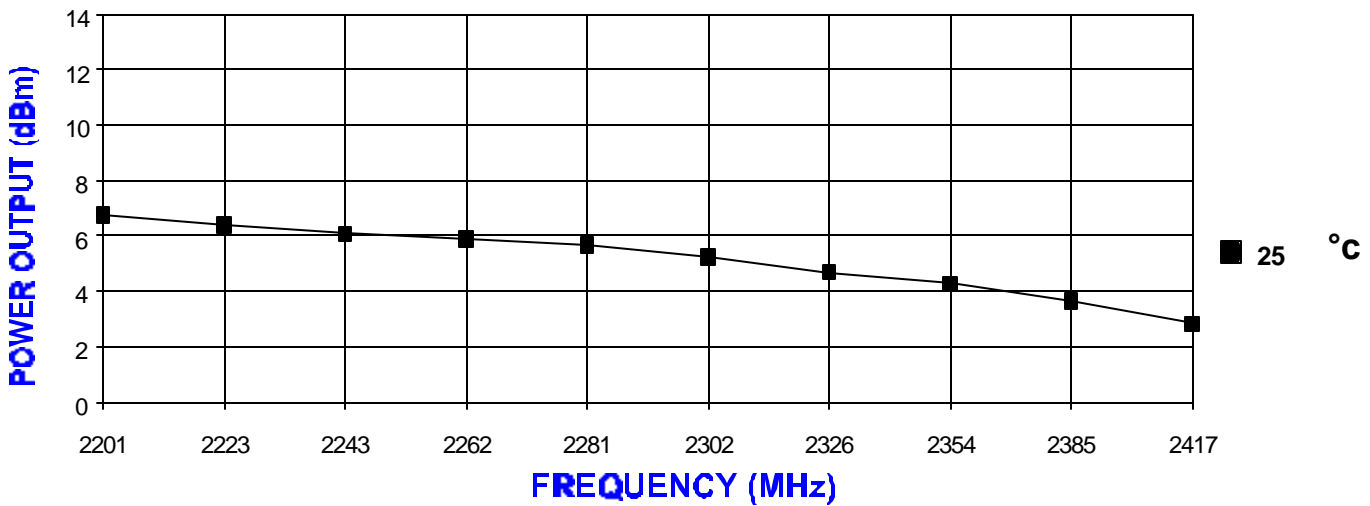
- AN-100/1 : Mounting and Grounding of VCOs
- AN-102 : Proper Output Loading of VCOs
- AN-107 : How to Solder Z-COMM VCOs

NOTES:

TUNING CURVE, typ.



POWER CURVE, typ.



PHYSICAL DIMENSIONS

