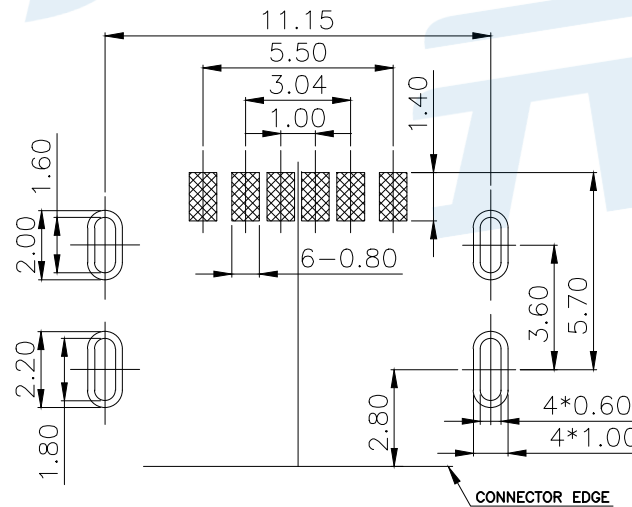
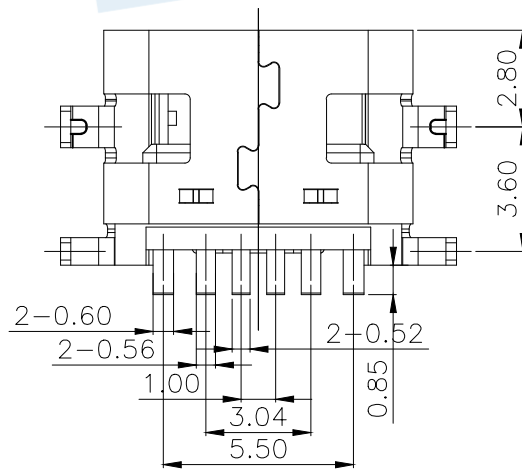
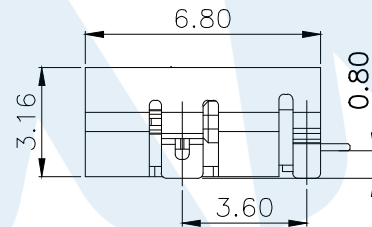
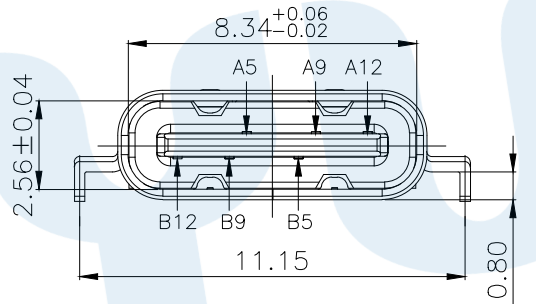
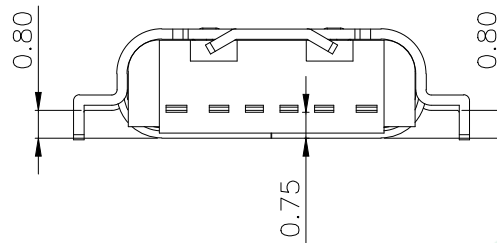
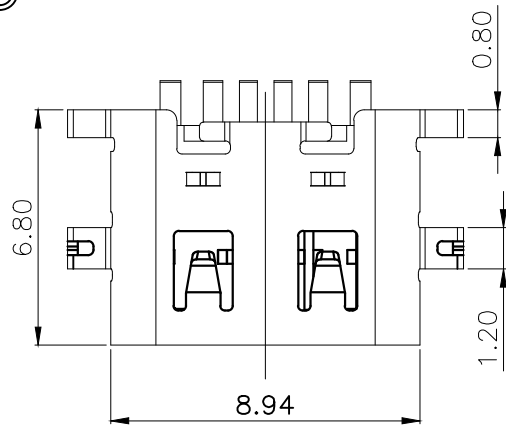


RoHS



Recommended P.C.B Layout

PIN ASSIGNMENTS

A5	CC1	B12	GND
A9	VBUS	B9	VBUS
A12	GND	B5	CC2
PIN	SIGNAL NAME	PIN	SIGNAL NAME

1.SPECIFICATION,

- 1-1.INSERTION FORCE: 0.5~2.0kgf.
- 1-2.REMOVAL FORCE: 0.8kgf~2.0kgf.
- 1-3.DURABILITY: 10000 CYCLES.

2.ELECTRICAL PERFORMANCE,

- 2-1. CURRENT RATING:3.0A
VOLTAGE RATING:5.0V
- 2-2. LLCR:
VBUS & GND PINS AND OTHER PINS: 40mΩ/PIN MAX.
SHIELD: 50mΩ/MAX.
LLCR MAX. CHANGE OF ALL PINS: 10mΩ.
- 2-3.INSULATION RESISTANCE: 100MΩ MIN
- 2-4.DIELECTRIC WITHSTAND VOLTAGE,AC 100V FOR 1 MINUTE.

3. ENVIRONMENTAL PERFORMANCE:

- OPERATING TEMPERATURE: -25°C~+85°C.

4.IR REFLOW:

- THE PEAK TEMPERATURE ON THE BOARD SHALL BE MAINTAINED FOR 10 SECONDS AT 260°C.

◎	Terminal		6	Phosphor bronze	Au Plating
ⓑ	Shee		1	Stainless Steel	Ni Plating
Ⓐ	Base		1	LCP	Black
NO.	Name	Number	Qty	Materil	Remarks

YUANDI® Yuandi Electronics Co.,Ltd

design	date	name	USB CONNECTOR
Review	date	model	TYPE-606A-0.8-T3
Approved	date		

modify	Review	Approved	Tolerance not specified	Proportion	1:1	unit	mm	gaga number	A4
--------	--------	----------	-------------------------	------------	-----	------	----	-------------	----