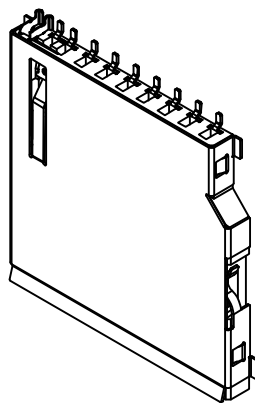
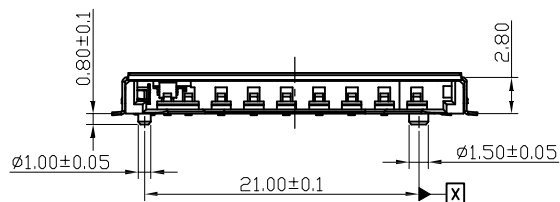


RECOMMENDED P.C.B HOLE LAYOUT
COMPONENT SIDE VIEW(TOLERANCE: +/-0.05)



1.MATERIAL:

- 1.1 INSULATOR: LCP, UL94V-0; COLOR: NATURE.
- 1.2 CONTACT: BRASS, T=0.20mm
- 1.3 SHELL: BRASS, T=0.20mm

2.FINISH:

- 2.1 CONTACT: GOLD FLASH PLATED IN CONTACT AREA ; 50u" MIN. TIN PLATED IN SOLDER AREA 30u" MIN. NICKEL UNDERPLATED OVERALL.
- 2.2 SHELL: 50u" MIN. NICKEL PLATED OVERALL.

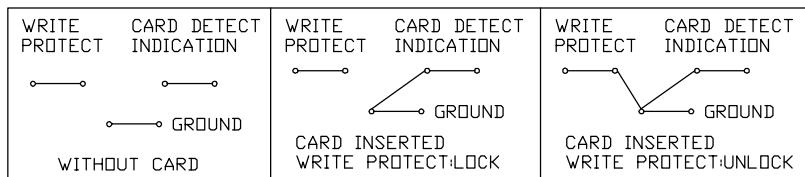
3.ELECTRICAL CHARACTERISTICS

- 3.1 CURRENT RATING: AC/DC 0.5A.
- 3.2 CONTACT RESISTANCE: 20mΩ MAX.
- 3.3 INSULATION RESISTANCE: 100MΩ MIN DC 500V.
- 3.4 DIELECTRIC WITHSTANDING VOLTAGE: AC 500V PER MINUTE.
- 3.5 OPERATING TEMPERATURE: -25°C ~ +85°C.

4.NOTES:

- 4.1 THIS COMPONENT AND ITS HOMOGENEOUS SUBCOMPONENTS ARE RoHS2.0 COMPLIANT.
- 4.2 RESISTANCE TO SOLDERING HEAT: IR Reflow 265±3°C FOR 10 SECONDS.
- 4.3 COPLANARITY IS 0.1MM MAX

CIRCUIT:



深圳市华宇创精密电子有限公司

TOLERANCE: X.X ±0.30 X.XX ±0.25 X.XXX ±0.15 X: ±2° X.X° ±0.5°	DRAWN BY : 陈一鸣	DATE : 2014-02-23	PART NAME: SD NO PUSH 长卡
	CHECKED BY: 马跃	DATE : 2014-02-23	PART NO. : HYCW12-SD11-275B
UNIT: mm [inch] SCALE:1:1 SIZE: A4	APPROVED BY: 邱敏	DATE : 2014-02-23	DRAW NO: HYC-2110140915
			SHEET NO. : 1 OF 1