


# CCO-014S & 014 Models

8 & 14 Pin Dip, 5V, HCMOS/TTL



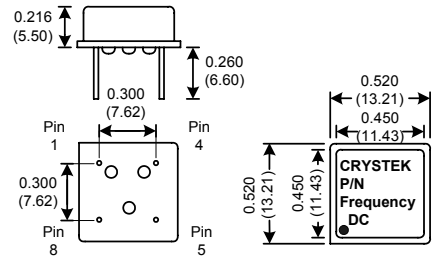
# Clock Oscillator



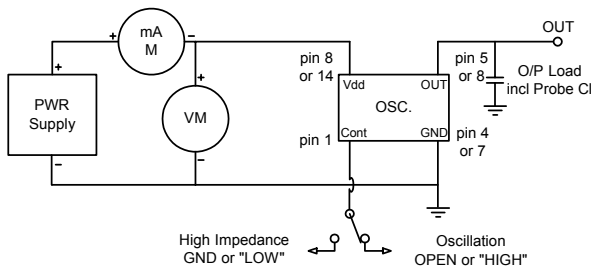
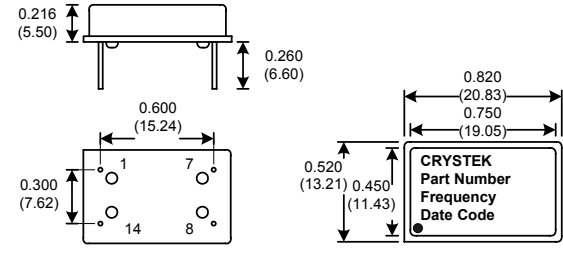
Designed to meet today's requirements for economical solutions.

- Frequency Range:** 300KHz to 200MHz
- Frequency Stability:** ±10ppm to ±100ppm
- Temperature Range:**
  - Operating: 0°C to 70°C
  - (Option M) -20°C to 70°C
  - (Option X) -40°C to 85°C
- Storage:** -55°C to 120°C
- Input Voltage:** 5V ± 0.5V
- Input Current:** 60mA Max
- Output:** HCMOS/TTL
  - Symmetry: 40/60% Max @ 50% Vdd
  - (Option Y) 45/55% Max
  - Rise/Fall Time: 4ns Typ, 10ns Max
  - Logic: "0" = 10% Vdd Max
  - "1" = 90% Vdd Min
  - Load: 15pF/10TTL Max
  - (Option H) 50pF/10TTL Max
- Aging:** <3ppm 1st/yr, 1ppm every year thereafter

## CCO-014S



## CCO-014



Tri-State Function	
Function pin 1	Output pin
Open	Active
"1" level 2.4V Min	Active
"0" level 0.4V Max	High Z

## Crystek Part Number Guide

**CCO-014 T X Y H- 25 - 49.152**

- #1 Crystek Clock Osc.
- #2 Model (014 or 014S)
- #3 Tristate: Blank= no Tristate, T= Tristate
- #4 Temp. Range: Blank= 0/70°C, M= -20/70°C, X= -40/85°C
- #5 Symmetry: Blank=(40/60), Y=(45/55)
- #6 Load: Blank= standard, H= 50pF
- #7 Stability: (see Table 1)
- #8 Frequency in MHz: 3 or 6 decimal places

Stability Indicator:	Stability	
	0/70	-20/70 -40/85
Blank (std)	± 100ppm	** **
50	± 50ppm	** **
25	± 25ppm	** **
20	± 20ppm	** **
10	± 10ppm	** **

Table 1

Example:  
 CCO-014TX-Y-25-25.000 = (full size) 5.0V Tristate, -40/85°C, 45/55, 25ppm, 25.000 MHz  
 CCO-014ST-50-19.660800 = (half size) 5.0V Tristate, 0/70, 40/60, 50ppm, 19.660800 MHz

Specifications subject to change without notice.

TD-02075 Rev.D