

## - 规格书 -

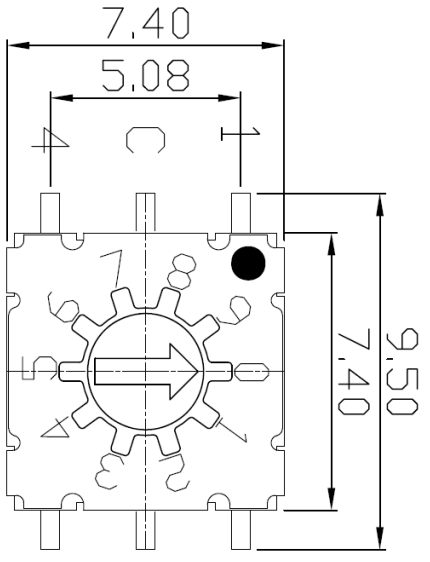
产品型号: SKAR-10S

产品名称: 旋转编码开关

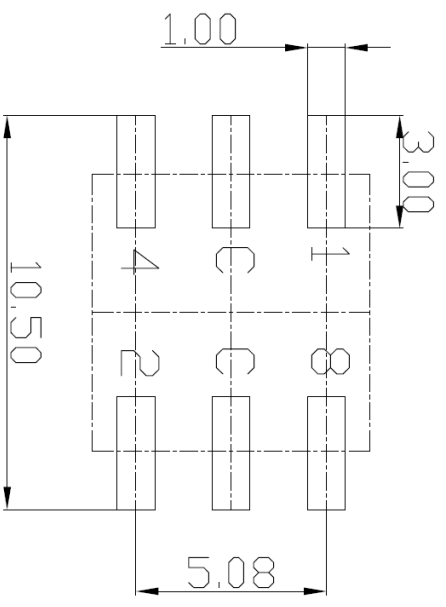
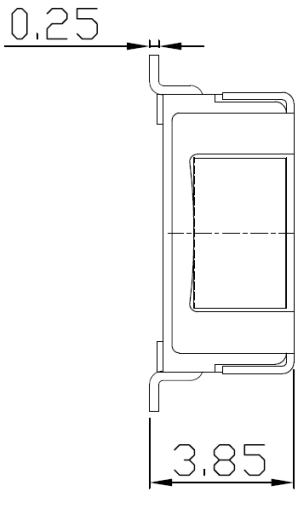
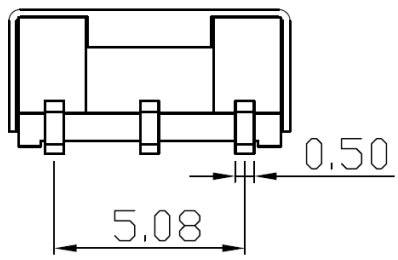
# SM SWITCH CO.,LTD

Add : 江苏省无锡市新吴区弘毅路8号金帛座706室  
          韩国京畿道富川市三鹊路22号富川科技园103-506栋  
TEL : +86-510-8591-9217  
E-mail : SMSWITCH@SIMAOKJ.COM  
Web : WWW.SIMAOKJ.CN

MARK	DATE	REMARKS
△		
△		



2 C 8



Real Coded					
	0	1	2	4	8
C	●				
1	●	●			
2	●		●		
3	●			●	
4	●				●
5	●	●			
6	●		●		
7	●			●	
8	●				●
9	●				

NO.	DESCRIPTION	Q'TY	MATL	SPEC'	FINISH	REMARKS
3ANG	UNIT M/M	SCL	MODEL NAME	ROTARY DIP SWITCH		
APPR. Y.D. WANG	CHKD. J.S. KIM	D'GDD H.S. LEE	TITLE	SKAR-10S		
DRAWG. NO.			Sheet 1 / 2		REV	7
SM SWITCH CO., LTD.						



# MINI ROTARY DIP SWITCH SPECIFICATION

Rev. 7  
P:1/4

**1. Style:**

This specification describes "Rotary Switch" mainly used as signal switch of electric devices with the general requirements of mechanical and electrical characteristics.

1.1 Operating / Storage Temperature Range : -40°C ~ +85°C


**2. Current Range:**

2.1 None-Switching : 400 mA, 42V

2.2 Switching : 150 mA, 42V

3. Type of Actuation : Rotating

4. Test Sequence :

ELECTRICAL PERFORMANCE	ITEM	DESCRIPTION	TEST CONDITIONS	REQUIREMENTS
	1	Visual Examination	By visual examination check without any out pressure & testing.	There shall be no defects that affect the serviceability of the product
	2	Contact Resistance	① To be measured between the two terminals associated with each switch pole ② Measurements shall be made with a 1kHz shall current contact resistance meter	80mΩ max.(initial)
	3	Insulation Resistance	250V DC, 1minute ±5seconds	100MΩ min
	4	Dielectric withstanding Volotage	250V AC(50Hz or 60Hz)shall be applied between all the adjacent terminal and between the terminal and the frame For 1 minute	There shall be no breakdown or flashover
5	Operation Force	Applied in the direction of operation 	120gf ±30gf	



# MINI ROTARY DIP SWITCH SPECIFICATION

Rev. 7  
P: 2/4

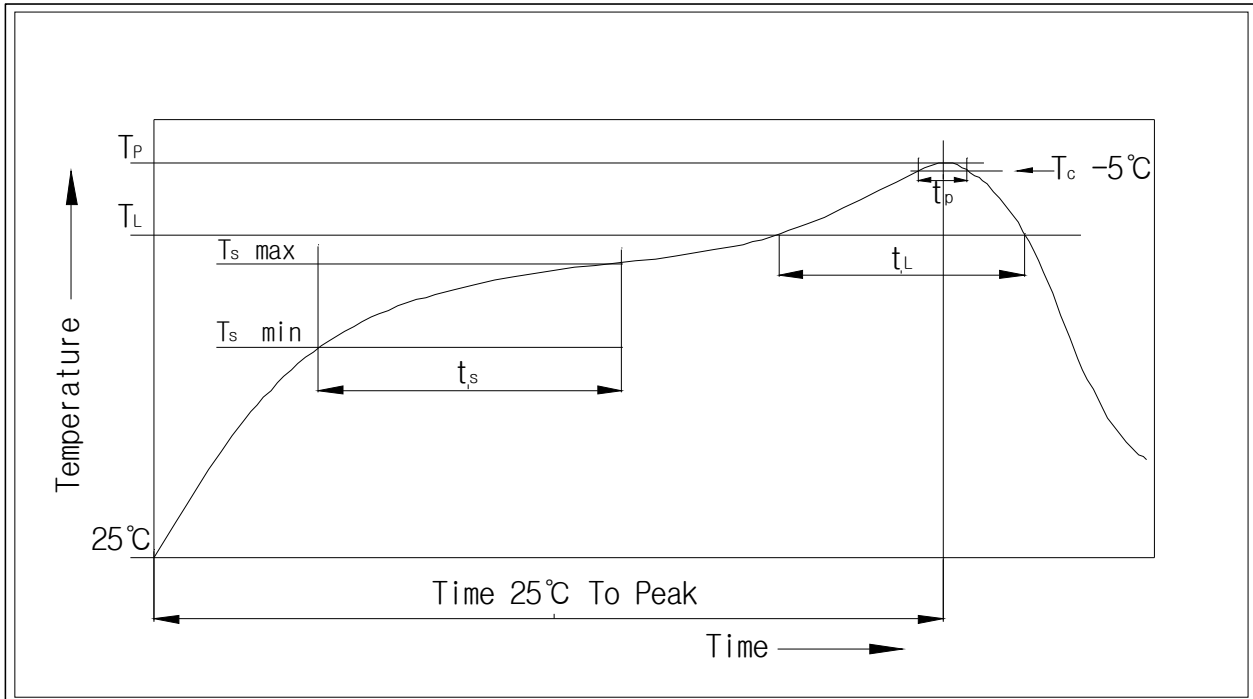
M A C H I N  P E R F O R M A N C E	6	Operation Life	<p>Measurements shall be made following the test set forth below:</p> <p>1)100mA, 42V DC resistive load 2)Rate of operation: 15~20 cycles/ minute 3)Step of operation: 25,000 steps</p>	<p>1)As shown in item 3,4 2)Contact Resistance: 200mΩ max 3)Final-after test</p>
	7	Resistance Low Temperature	<p>Following the test set forth below the sample shall be left in normal temperature and humidity conditions for an hour before measurements are made:</p> <p>1)Temperature: -60℃ ±3℃ 2)Time: 96 hours</p>	As shown in item 2~5
	8	Resistance High Temperature	<p>Following the test set forth below the sample shall be left in normal temperature and humidity conditions for an hour before measurements are made:</p> <p>1)Temperature: 125℃ ±2℃ 2)Time: 96 hours</p>	<p>1)As shown in item 3~5 2)Contact Resistance: 200mΩ max</p>
	9	Resistance Humidity	<p>Following the test set forth below the sample shall be left in normal temperature and humidity conditions for an hour before measurements are made:</p> <p>1)Temperature: 40℃ ±2℃ 2)Relative humidity: 90~95% 3)Time: 96 hours</p>	<p>1)As shown in item 4 2)Contact Resistance: 200mΩ max 3)Insulation Resistance: 10MΩ min</p>



# MINI ROTARY DIP SWITCH SPECIFICATION

Rev. 7  
P: 3/4

## 5. Reflow Soldering Conditions:



### 1) Classification Reflow Profiles

Profile Feature	Pb-Free Assembly
Average Ramp-UP Rate(Ts max to Tp)	3°C/second max
<b>Preheat</b> - Temperature Min(Ts min) - Temperature Max(Ts max) - Time (ts min to ts max)	150°C 200°C 60-180seconds
Time maintained above: - Temperature (TL) - Time (tL)	217°C 60-150seconds
Peak/Classification Temperature(Tp)	260°C +0°C/ -5°C
Time within 5°C of actual Peak Temperature(Tp)	min 30 seconds
<b>Ramp-Down Rate</b>	<b>6°C/sec max</b>
<b>Time 25°C to Peak Temperature</b>	<b>8 minutes max</b>

6. This item is "ROHS" Compliant



# MINI ROTARY DIP SWITCH SPECIFICATION

Rev. 7  
P: 4/4

## 7. Part List

NO	Part Name	Q'ty	Materials	Treatment	Remark
1	Cover	1	Stainless Steel		Print
2	Spring Plate	1	Stainless Steel		
3	Guide Plate	1	Stainless Steel		
4	Contact	1	Phosphor Bronze	Plating: Gold	Au 0.03 $\mu$ m Min Ni 0.1 $\mu$ m Min
5	Terminal	1	Phosphor Bronze	Plating: Gold	Au 0.03 $\mu$ m Min Ni 0.3 $\mu$ m Min
6	Rotor	1	LCP		
7	Base	1	LCP		
8	O-Ring	1	Silicone		