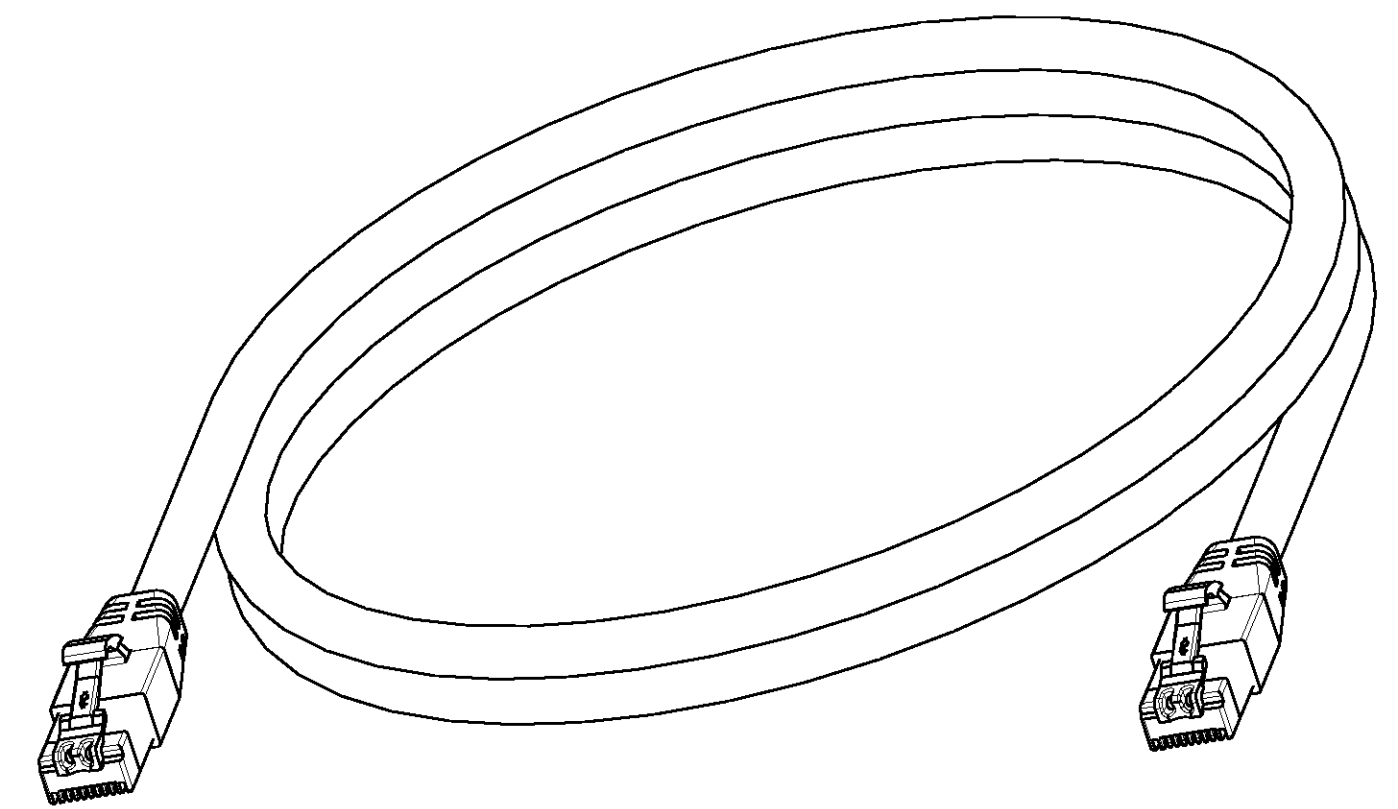
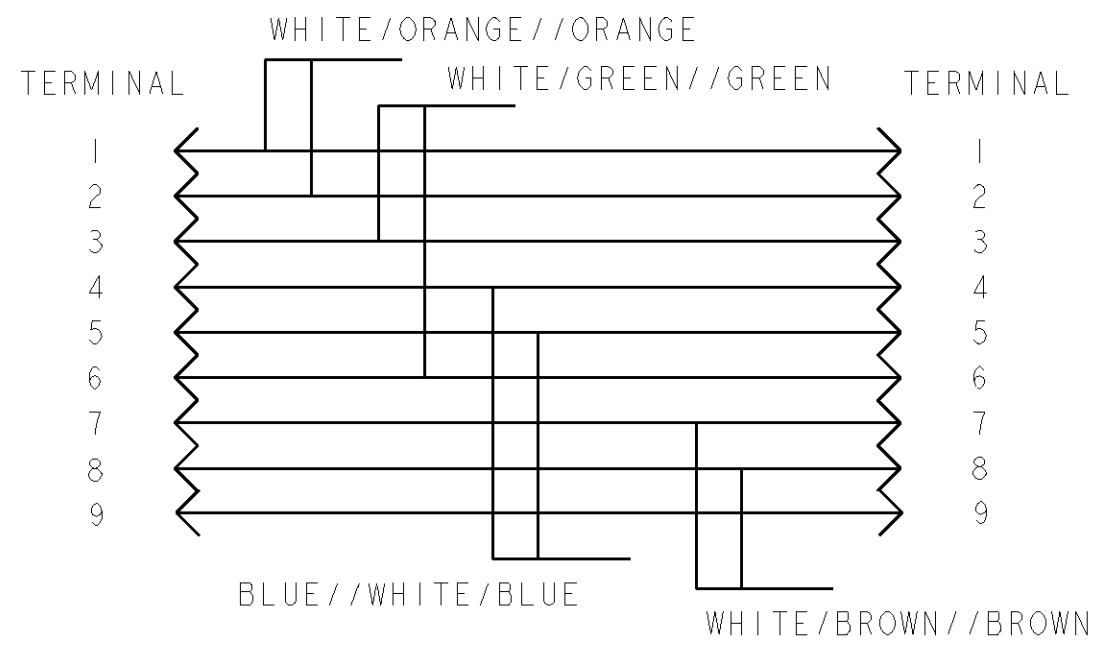
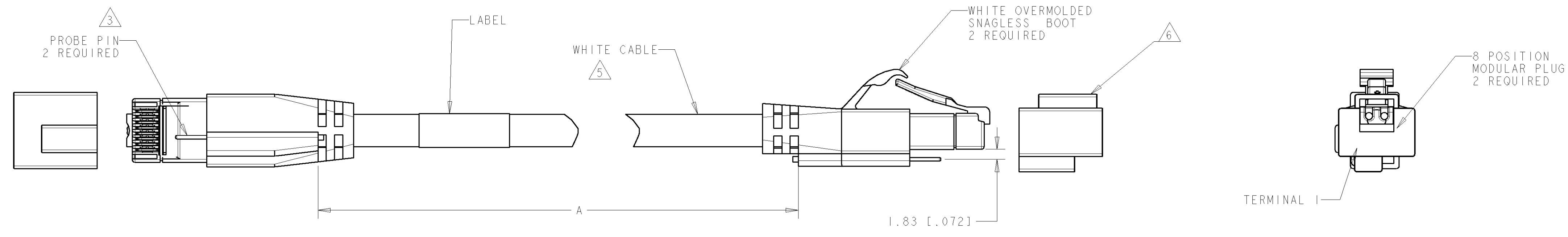


LOC	DIST	REVISIONS					
HM	00	P	LTR	DESCRIPTION	DATE	DWN	APVD
		E		REV: ECO-07-008746	19APR2007	GG	JC



- ① CABLE ASSEMBLY SHALL BE WIRED PER WIRING DIAGRAM.
- 2. FINAL ASSEMBLY SHALL BE 568B COMPLIANT.
- ③ PROBE PINS ARE CONNECTED BY 9TH WIRE IN CABLE.
- ④ DIMENSIONS ARE MAXIMUM.
- ⑤ CABLE OUTSIDE DIAMETER IS 6.7 MM NOMINAL AND FOR REFERENCE ONLY.
- ⑥ PROTECTIVE CAPS TO BE REMOVED PRIOR TO MATING WITH MODULAR JACK, SHIPPED WITH CAPS INSTALLED.



① WIRING DIAGRAM 568B

25	7874.0 [310.00]	2-1435834-5
16	5130.8 [202.00]	1-1435834-6
14	4521.2 [178.00]	1-1435834-4
10	3251.2 [128.00]	1-1435834-0
9	2895.6 [114.00]	1435834-9
7	2286.0 [90.00]	1435834-7
5	1676.4 [66.00]	1435834-5
4	1371.6 [54.00]	1435834-4
3	1066.8 [42.00]	1435834-3
2	762.0 [30.00]	1435834-2
1	457.2 [18.00]	1435834-1
FEET, REF	A ④	PART NO.

DIMENSIONS: MM [INCH]		TOLERANCES UNLESS OTHERWISE SPECIFIED:		DWN: L. SMITH 22MAR04 ENR: M. DELPHIAS 22MAR04 APVD: M. DELPHIAS 22MAR04		tyco Tyco Electronics Harrisburg, Pa., 17105-3608	
0 PLC ± 1 PLC ± 2 PLC ± 3 PLC ± 4 PLC ± ANGLES ±		± ± ± ± ±		NAME: PATCH CORD, AMPTRAC, CATEGORY 6, NON-PLENUM, WHITE, W/WHITE BOOTS PRODUCT SPEC: - APPLICATION SPEC: -		SIZE: A1 CAGE CODE: 00779 DRAWING NO: C-1435834	
MATERIAL: - FINISH: -		WEIGHT: - CUSTOMER DRAWING: -		RESTRICTED TO: - SCALE: 2:1 SHEET: 1 OF 1 REV: E		DATE: 19APR2007 DWN: GG APVD: JC	