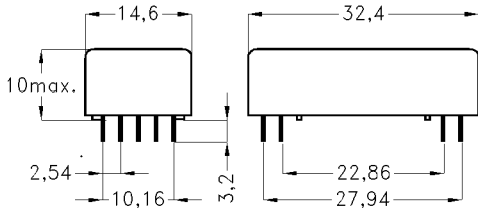


DIMENSIONS (mm)

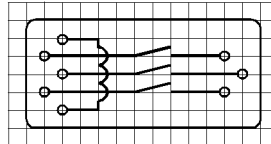


Pins: Ø0.65 mm
 L = 3.2±0.3 mm
 Material: Cu-alloy tinned




LAYOUT

pitch 2.54 mm/Top view



MARKING



MEDER-Label
 Type/Layout
 Production code,
 EN60062/Factory code

Coil Data at 20 °C	Conditions	Min	Typ	Max	Unit
Coil resistance		1.215	1.350	1.485	Ohm
Coil voltage			24		VDC
Rated power			427		mW
Pull-In voltage				16,8	VDC
Drop-Out voltage		1,5			VDC

Contact data 79	Conditions	Min	Typ	Max	Unit
Contact rating	Any DC combination of V & A not to exceed their individual max.'s			25	W
Switching voltage	DC or Peak AC			1.000	V
Switching current	DC or Peak AC			1	A
Carry current	DC or Peak AC			2	A
Contact resistance static	Measured with 40% overdrive Start Value			150	mOhm
Insulation resistance	RH <45 %, 100 V test voltage	100			TOhm
Breakdown voltage (20-25 AT)	according to IEC 255-5	2.000			VDC
Operate time incl. bounce	measured with 40% overdrive			0,8	ms
Release time	measured with no coil excitation			0,4	ms

Special Product Data	Conditions	Min	Typ	Max	Unit
Number of contacts			3		
Contact - form			A - NO		
Insulation resistance Coil/Contact	RH <45%, 200 VDC test voltage	100			TOhm
Insulation voltage Coil/Contact	according to IEC 255-5	2			kV AC
Housing material			Polycarbonat		
Connection pins			Copper alloy tin plated		

Environmental data	Conditions	Min	Typ	Max	Unit
Shock	1/2 sine wave duration 11ms			50	g
Vibration	from 10 - 2000 Hz			20	g
Ambient temperature		-20		70	°C
Storage temperature		-40		105	°C
Soldering temperature	wave soldering max. 5 sec.				
Cleaning				fully sealed	