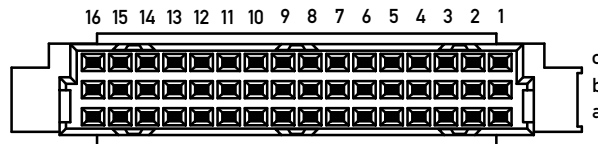
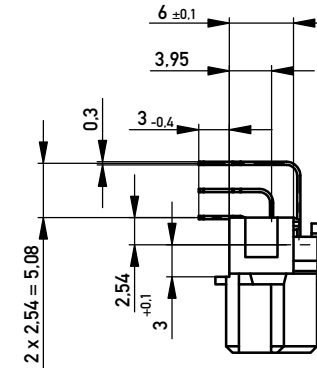
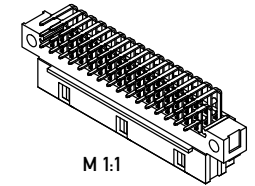
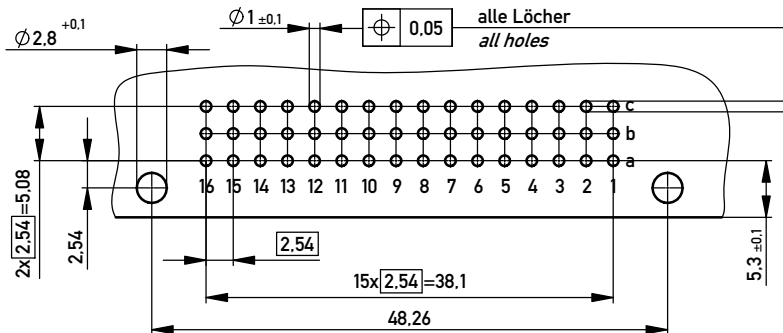


Bestückungsplan / contact layout

■ bestückt / assembled



Leiterplatten- Lochbild / PCB drillhole pattern



THR= through hole reflow

Bauart 7 / type 7

Anforderungsstufe 2 = 400 Steckzyklen / performance class 2 = 400 mating cycles

Fehlende Maße und Angaben nach IEC 60 603-2 / DIN EN 60 603-2

Missing information an dimensions per IEC 60 603-2

Information:		Tolerances	All Dimensions in mm	Scale	2:1
All rights reserved. Only for Information. To ensure that this is the latest version of this drawing, please contact one of the ERNI companies before using.		Subject to modification without prior notice. Drawing will not be updated.		Designation	
		www.ERNI.com		Federleiste R/2 48 THR Fem. Con. R/2 48 THR	
a	02.09.2013			354134	
Index	Date			I A3	
				Class	STVR/2

Copyright by ERNI GmbH. Proprietary notice pursuant to ISO 9006 to be observed.