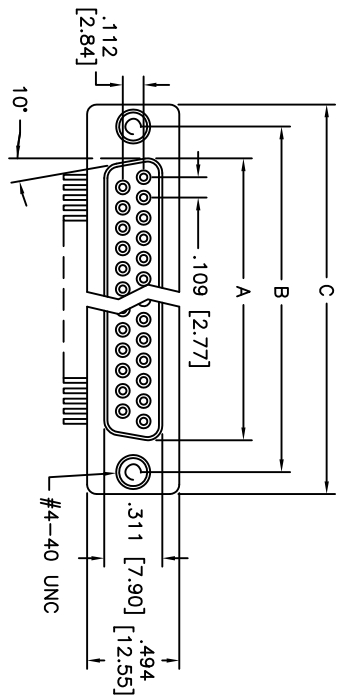
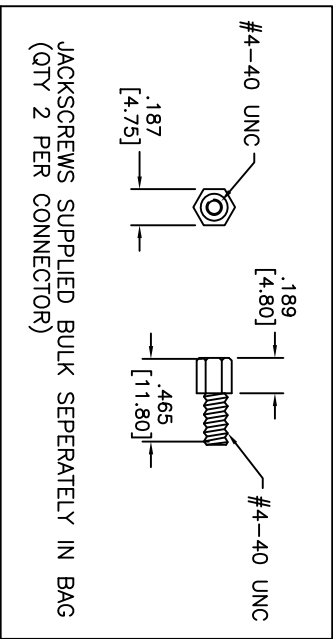
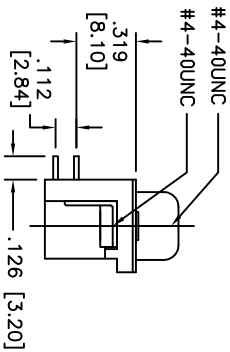
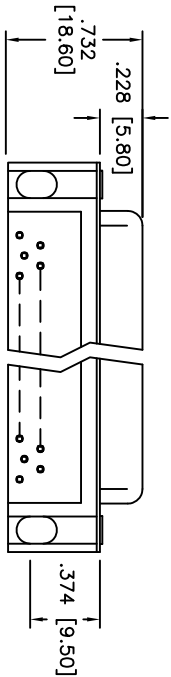
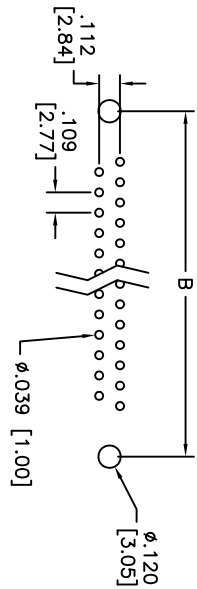


Rev	AWO #	Description	Date	Appr
-		RELEASED	11/17/09	

APPROVED: _____
 DATE: _____ TITLE: _____



RECOMMENDED PCB LAYOUT



Positions	DIMENSIONS		
	A	B	C
9	.643 [16.33]	.984 [24.99]	1.213 [30.81]
15	.972 [24.70]	1.311 [33.30]	1.543 [39.20]
25	1.512 [38.40]	1.852 [47.04]	2.089 [53.05]
37	2.157 [54.80]	2.500 [63.50]	2.732 [69.40]

Unit: Inch / mm

SPECIFICATIONS:

Material: Insulator: PBT, glass reinforced, rated UL 94V-0

Insulator color: Black

Contacts: Copper Alloy

Shell: Steel, Tin plated

Plating: Gold flash over Nickel underplate overall

Electrical:

Operating voltage: 250 VAC max

Current rating: 3 Amps max

Contact resistance: 20 mohms max

Insulation resistance: 1000 Mohms min @ 500 VDC

Dielectric withstanding voltage: 1000 VAC for 1 minute

Temperature Rating:

Operating temperature: -65°C to +125°C

Environmental:

Lead free, RoHS compliant.

Recommended soldering temp: 235°C for 5 sec



ADAM TECH

909 Rahway Avenue, Union, NJ 07083
 Phone: 908-687-5000 Fax: 908-687-5710

TITLE: D-SUB, RIGHT ANGLE FEMALE, PCB
 GOLD FLASH, LOOSE PACK JACKSCREWS

UNLESS OTHERWISE SPECIFIED ALL DIMENSIONS ARE INCHES [MM]		TOLERANCES EXCEPT AS NOTED INCHES		HOLE SIZES		DATE	
.X	± .10	ØXX	± .10				
.XX	± .020	ØXXX	± .015				
.XXX	± .015	ØXXXX	± .010				
APPROVALS		DATE		DRAWN		DATE	
CHECKED				DY		11/17/09	
APPROVED							
REF: S00087T	SCALE: NTS	SHEET 1 OF 1	REV: -	SIZE: X	PART NO: DXXX-SL-34-LPJ		