

GREEN 25GHz COMPACT FIBER OPTICAL INTERLEAVER

CFOI025 Series

Product Description

Oplink's compact, low-dispersion interleavers greatly expand wavelength channel counts in DWDM systems. It is the best solution to upgrade existing 50GHz spacing transport system. Oplink's DWDM interleavers feature excellent wide, flat passband and high isolation. Both Mux and Demux functions are supported. These interleavers are athermal and therefore require no temperature control. Its stable center wavelength accuracy over C or L band 160 channels is suitable for higher bit rate application. The Green CFOI is compliant with industry green initiatives such as RoHS and WEEE.



Performance Specification

CFOI025 Series		Min	Typical	Max	Unit
C band	Channel Center Wavelength Range	1529.55		1563.86	nm
	Channel Center Frequency Range	191700		196000	GHz
L band	Channel Center Wavelength Range	1569.59		1605.74	nm
	Channel Center Frequency Range	186700		191000	GHz
Multiplexed Channel Spacing			25		GHz
De-multiplexed Channel Spacing			50		GHz
Clear Channel Bandwidths (CCB)		- 4.0		4.0	GHz
Insertion Loss within CCB (All SOP)				2.0	dB
TDL within CCB ^[1]				0.3	dB
IL Ripple within CCB				0.3	dB
PDL within CCB				0.3	dB
Insertion Loss Uniformity within Each Port (All SOP)				0.3	dB
Adjacent Channel Isolation over CCB ^[2]		22			dB
Chromatic Dispersion within CCB		- 80		80	ps/nm
Optical Return Loss		40			dB
Directivity		40			dB
DGD within CCB ^[3]				0.7	ps
Total Optical Power Handling ^[4]				24	dBm
Operating Temperature			0 to +65		°C
Storage Temperature			-40 to +85		°C
Fiber Type		SMF-28 or Equivalent			
Package Dimensions ^[5]		100.5 (L) x 60.0 (W) x 10.3 (H)			mm

Features

- ◆ Compact size
- ◆ Low Dispersion
- ◆ Completely passive
- ◆ Ultra-low insertion loss
- ◆ Highly stable & reliable
- ◆ Epoxy-free optical path
- ◆ Environmental green plan compliance

Applications

- ◆ Metro and Long Haul DWDM system
- ◆ Network capacity expansion
- ◆ Signal comb filtering

Note:

[1] For any given polarization.

[2] All SOP, Measured over CCB of nearest-neighbor channels.

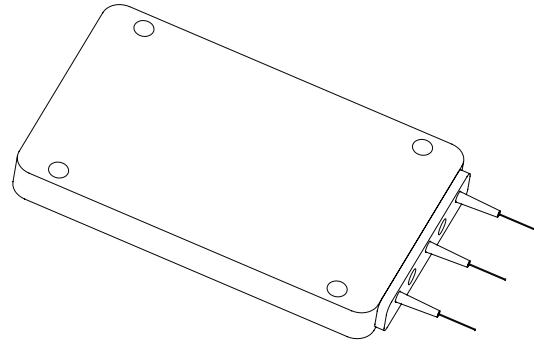
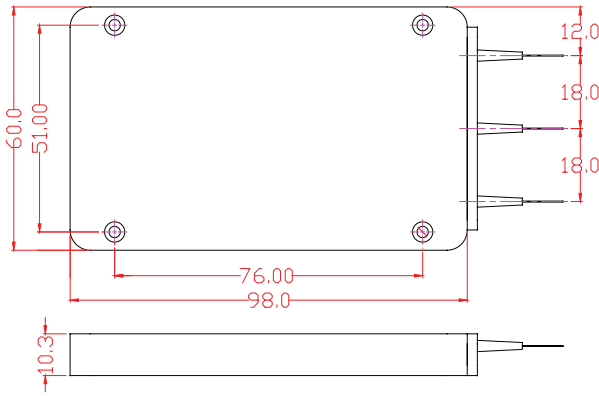
[3] By design and DVT.

[4] No epoxy on the optical path.

[5] The mechanical tolerance should be +/-0.2mm on all package dimensions unless otherwise custom specified.

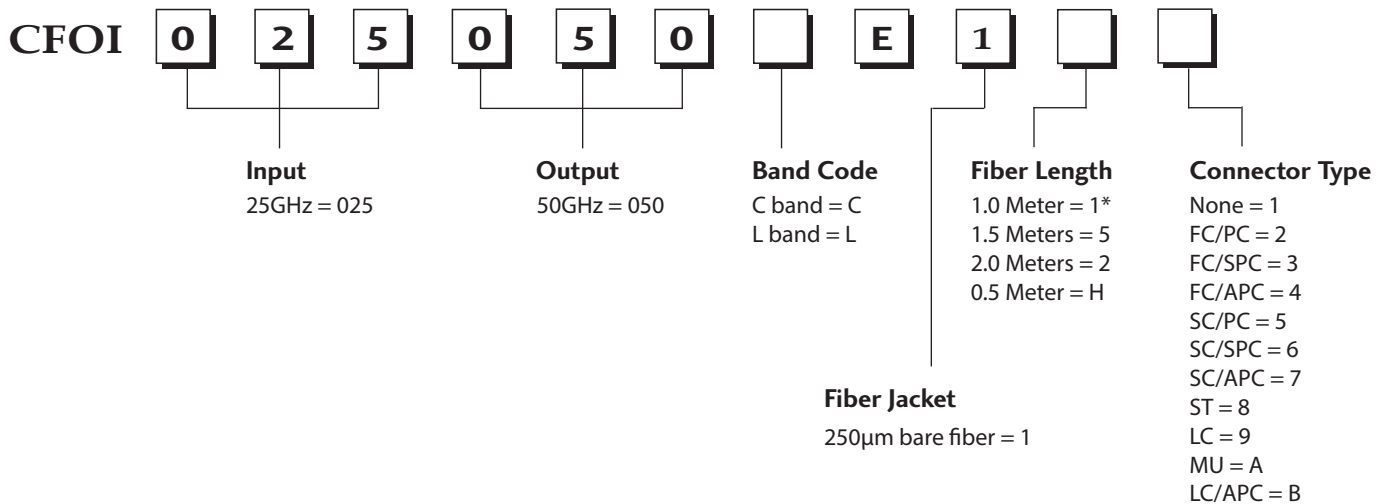
* All parameter are without connector if no specified

Mechanical Drawing / Package Dimensions (dimension in mm)



Ordering Information

Oplink can provide a remarkable range of customized optical solutions. For detail, please contact Oplink's OEM design team or account manager for your requirements and ordering information (510) 933-7200.



* The tolerance of fiber length is +/-0.1m. 1 meter is standard. The lead-time for special fiber length will be longer.