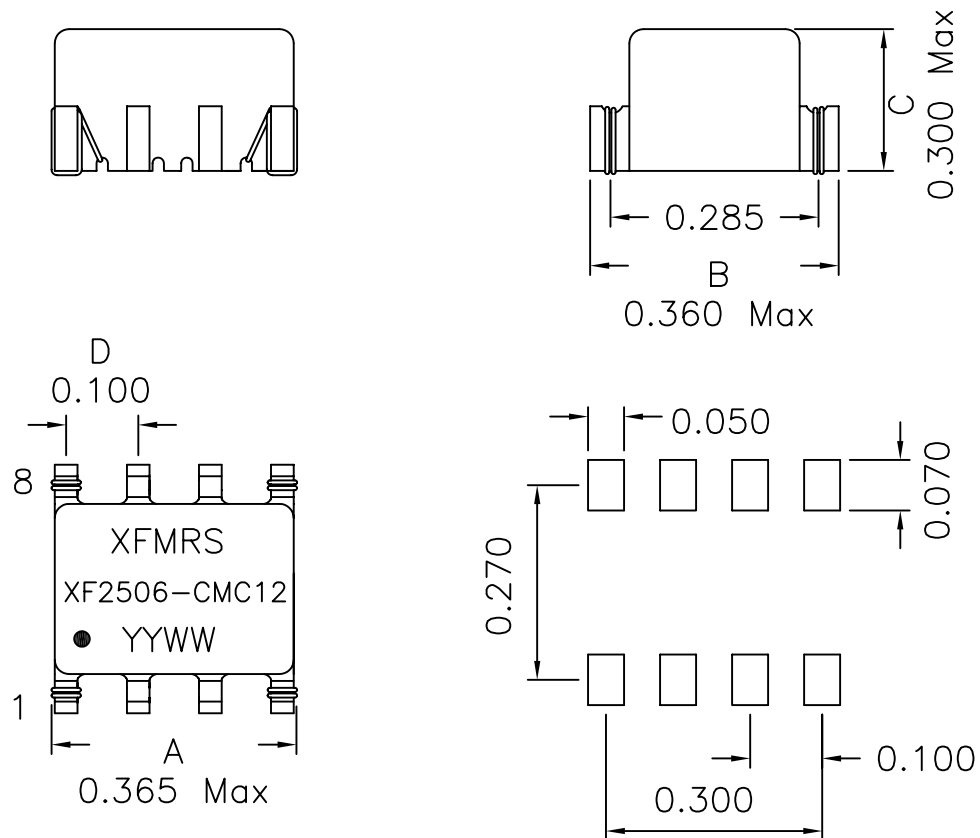
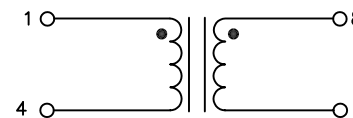


## 1. Mechanical Dimensions:



SUGGESTED PAD LAYOUT

## 2. Schematic:



## 3. Electrical Specifications:

OCL: 250uH±40% @100KHz 0.1V Each Wdg

Q: Pins 1-4 8 Min @10KHz 50mV

DCR: Pins 1-4 0.035 Ohms Max

Pins 8-5 0.035 Ohms Max

Rated current: 2000mA Max  $\Delta T=40^{\circ}C$

Impedance: 970 Ohms Typ @10MHz

Hipot: 1000Vac

### Notes:

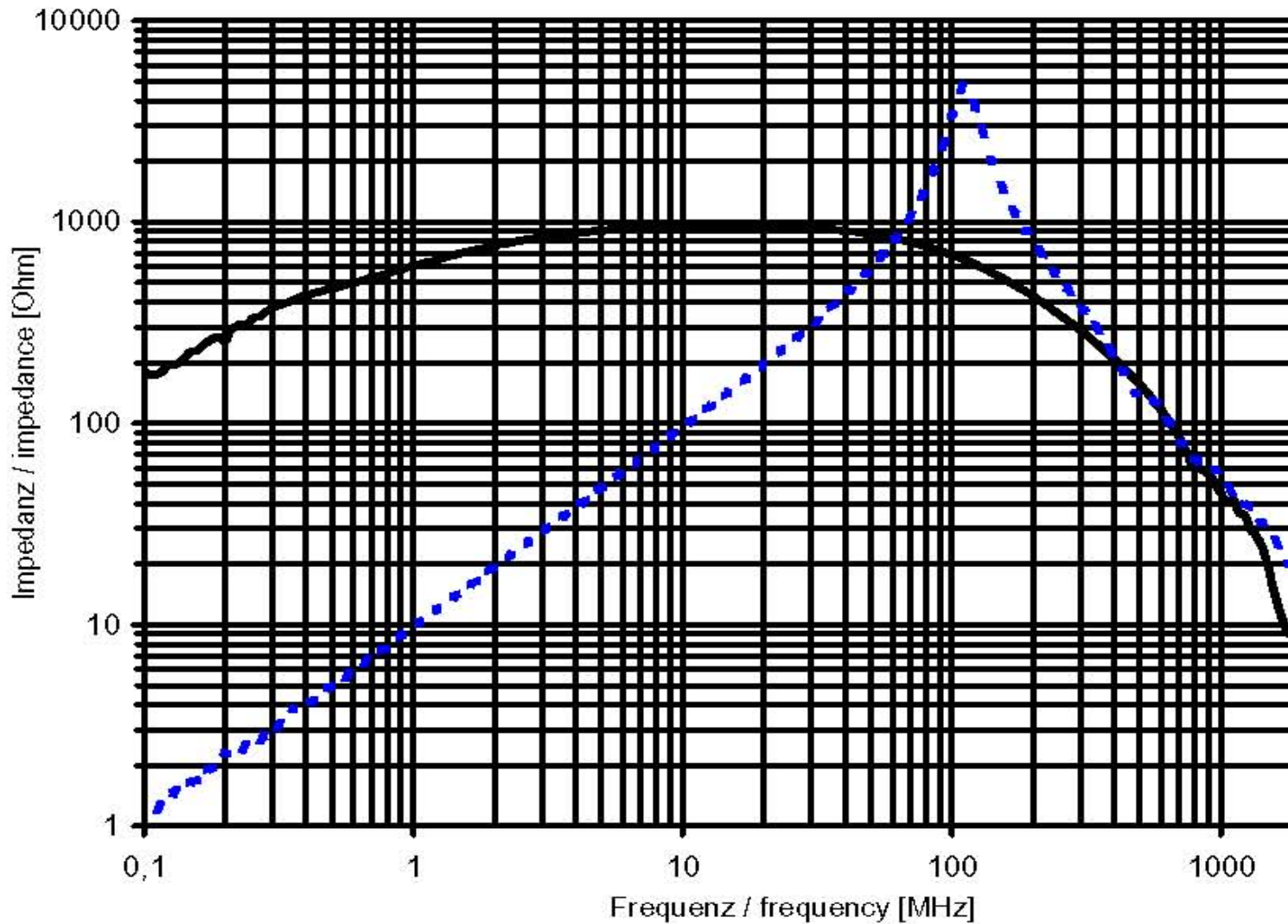
1. Solderability: Leads shall meet MIL-STD-202G, Method 208H for solderability.
2. Flammability: UL94V-0
3. ASTM oxygen index: > 28%
4. Insulation System: Class F 155°C. UL file E151556
5. Operating Temperature Range: All listed parameters are to be within tolerance from -40°C to +125°C
6. Storage Temperature Range: -55°C to +125°C
7. Aqueous wash compatible
8. SMD Lead Coplanarity: ±0.004"(0.102mm)
9. Electrical and mechanical specifications 100% tested
10. RoHS Compliant Component

DOC REV: A/3

<b>XFMRS Inc</b> www.XFMRS.com	Title: <b>Common Mode SMD Line Filter</b>		
	UNLESS OTHERWISE SPECIFIED TOLERANCES: .xxx ±0.010 Dimensions in Inch	P/N: XF2506-CMC12	REV A
	DWN.	Xiany	Oct-15-09
	CHK.	YK Liao	Oct-15-09
SHEET 1 OF 2	APP.	BW	Oct-15-09

**PROPRIETARY**

Document is the property of XFMRS Group & is not allowed to be duplicated without authorization.



IF BW 10KHz

Power 0 dBm

SWP 134.5 msec

STOP 1.8 GHz

Start 0.1MHz

—— Z(com)

----- Z(dif)

DOC REV: A/3

**XFMRs Inc**  
www.XFMRS.com

Title: **Common Mode SMD Line Filter**

UNLESS OTHERWISE SPECIFIED

TOLERANCES:  
.xxx ±0.010

Dimensions in Inch

SHEET 1 OF 2

P/N: XF2506-CMC12 REV A

DWN.	Xianyi	Oct-15-09
------	--------	-----------

CHK.	YK Liao	Oct-15-09
------	---------	-----------

APP.	BW	Oct-15-09
------	----	-----------

**PROPRIETARY**

Document is the property of XFMRs Group & is not allowed to be duplicated without authorization.