


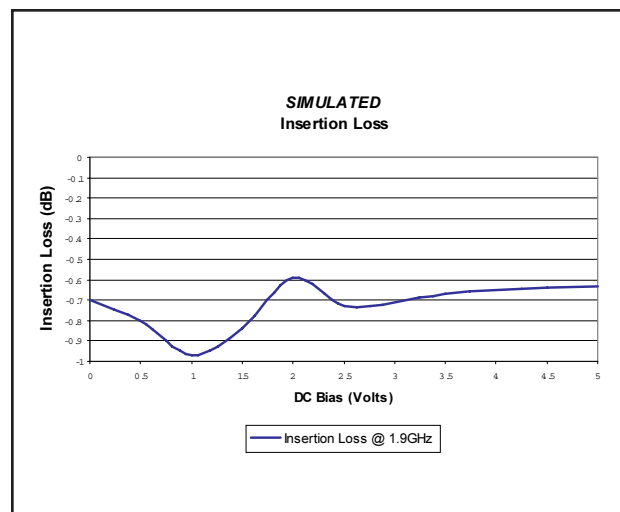
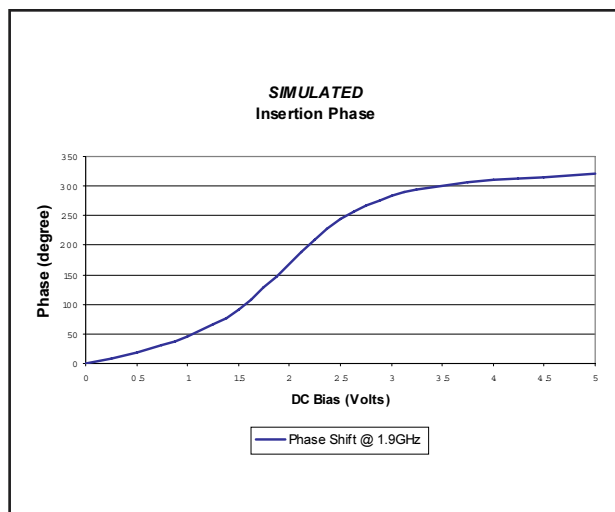
- HIGH LEVEL OF INTEGRATION
- PRE-TESTED, "KNOWN" GOOD SUPERCOMPONENT
- 1.7 - 2.0 GHz
- 0 - 320° OF PHASE SHIFT
- LOW LOSS
- SURFACE MOUNT
- TAPE & REEL



GENERAL SPECIFICATIONS

Simulated Data					
Parameter	Condition	Min.	Typ.	Max.	Unit
Frequency Range (BW)	Fo = 1.9	1.7		2	GHz
Control Voltage (C _V) Range		0		5	V
Phase shift	@ fo, C _V =5v from C _V =0v	0		320	Deg.
Insertion Loss in BW	C _V =5v from C _V =0v			3.5	dB
VSWR in BW				1.5:1	
Input 1 dB Compression Point	@ fo, C _V =5v from C _V =0v		22		dBm
Input Intercept Point (2 Tone, 3rd Order)	P _{in} =10 dBm, C _V = 0 V		36		dBm
	P _{in} =10 dBm, C _V = 2.5 V		22		dBm
Operating Temperature		-55 to +85			C °
Outline Dimensions		.56" x .20" x .145"			

SIMULATED PERFORMANCE CHARTS



THE MULTI-MIX MICROTECHNOLOGY[®] GROUP IS ISO-9001 REGISTERED



U.S. patent 6,099,677 and other patents pending