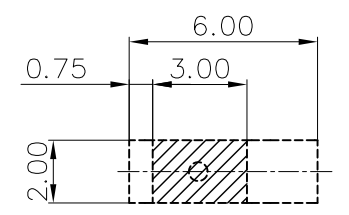
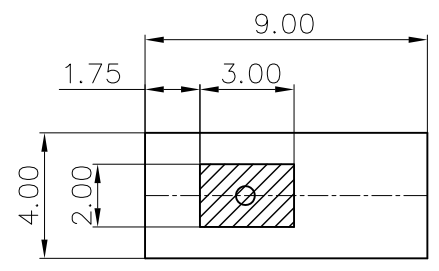
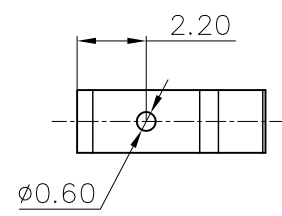
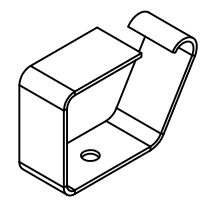
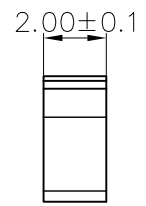
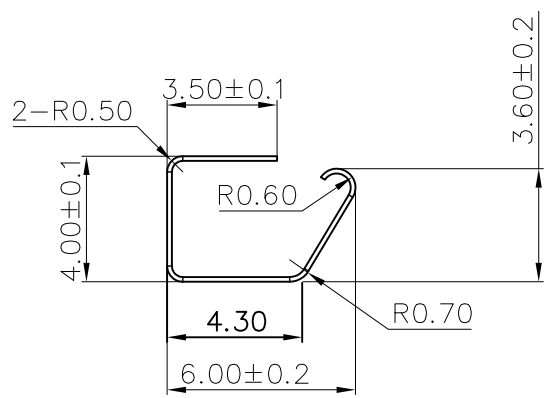




REV.	ECN NO.	REVISED	DATE



SOLDER PAD DIMENSION

PCB LAYOUT RECOMMEND

技术要求:

- 1、截剪断面毛刺高度 $\leq 0.03\text{mm}$;
- 2、部件要求平整,无变形、裂纹、损伤等外观缺陷;

UNLESS OTHERWISE SPECIFIED TOLERANCES		MYOUNG 美阳 www.meiyangdz.com			
DECIMALS: X :±0.30 X.X :±0.25 X.XX :±0.20 X.XXX :±0.10	ANGLES: X :±1° X.X :±0.5°	DSND	YangFeng	DATE	2021-09-04
WEIGHT:		CHKD	ZhouRuicai	DATE	2021-09-04
SHEET 1 OF 1		APVD	XueShunyong	DATE	2021-09-04
		SCALE:	SIZE: A4	VIEW:	
		UNIT: mm	REV.: A/0	OBJECT: MY	
		TITLE:		PART NO.:	
		电池接触片SMD-F001 SMT		MY-SMD-F001	
		DRAW NO.:MY-CP-0271			

1	SMD-F001	1	BeCu T=0.15	Sn(80-150u")Ni(50-120u")-Plating
NO.	PART NAME	Q'TY	MATERIAL	PLATING & COLOR