

NOT RECOMMENDED FOR NEW DESIGNS
USE KBP3005G-BP~KBP310G-BP Series



Micro Commercial Components



Micro Commercial Components
 20736 Marilla Street Chatsworth
 CA 91311
 Phon : (818) 701-4933
 F x: (818) 701-493

KBP3005
THR
KBP310

Features

- Surge overload ratings 80 amperes peak
- Lead: Matte Tin Plated Copper Lead
- Ideal for printed circuit board
- Case Material: Molded Plastic. UL Flammability Classification Rating 94V-0 and MSL Rating 1
- Lead Free Finish/RoHS Compliant (NOTE 1)("P" Suffix designates RoHS Compliant. See ordering information)

Maximum Ratings

- Marking: Type Number
- I²t Rating for Fusing(t<8.3ms): 50 A²s
- Operating Temperature: -55°C to +125°C
- Storage Temperature: -55°C to +150°C
- UL Recognized File # E165989

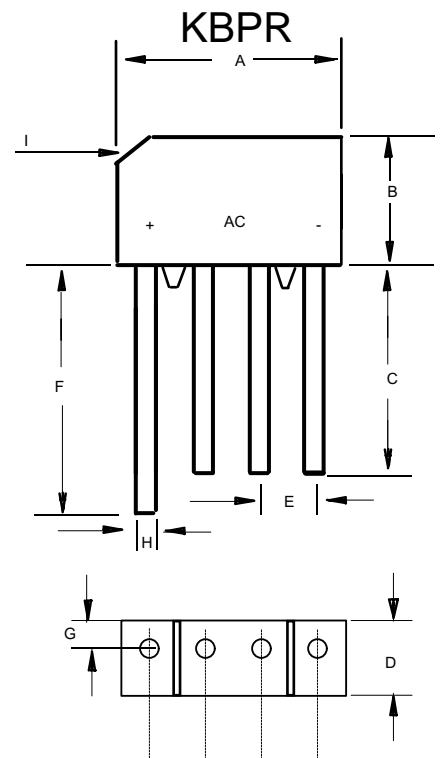
MCC Catalog Number	Device Marking	Maximum Recurrent Peak Reverse Voltage	Maximum RMS Voltage	Maximum DC Blocking Voltage
KBP3005	KBP3005	50V	35V	50V
KBP301	KBP301	100V	70V	100V
KBP302	KBP302	200V	140V	200V
KBP304	KBP304	400V	280V	400V
KBP306	KBP306	600V	420V	600V
KBP308	KBP308	800V	560V	800V
KBP310	KBP310	1000V	700V	1000V

Electrical Characteristics @ 25°C Unless Otherwise Specified

Average Forward Current	I _{F(AV)}	3.0A	T _A = 55°C
Peak Forward Surge Current	I _{FSM}	80A	8.3ms, half sine
Maximum Forward Voltage Drop Per Element	V _F	1.1V	I _{FM} = 1.0A per element; T _A = 25°C (Note 2)
Maximum DC Reverse Current At Rated DC Blocking Voltage	I _R	10µA 1mA	T _J = 25°C T _J = 100°C

Notes: 1. High Temperature Solder Exemption Applied, see EU Directive Annex Notes 7
 2. Pulse Test: Pulse Width 300µsec, Duty Cycle 1%

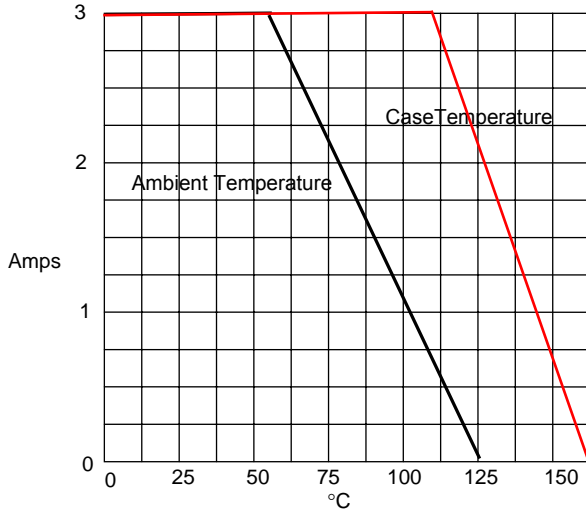
3 Amp
Bridge Rectifier
50 to 1000 Volts



DIM	DIMENSION				NOTE
	INCHES		MM		
A	.560	.600	14.32	15.24	
B	.420	.460	10.70	11.70	
C	.500	---	12.70	---	
D	.132	.144	3.35	3.65	
E	.140	.160	3.60	4.10	
F	.600	---	15.24	---	
G	.035	.047	0.90	1.20	
H	.028	.034	0.70	0.90	
I	0.12X45		3.0X45		

KBP3005 THRU KBP310

Figure 1
Forward Derating Curve



Average Forward Rectified Current - Amperes versus Ambient Temperature - °C

Fig. 2 - DERATING CURVE FOR OUTPUT RECTIFIED CURRENT

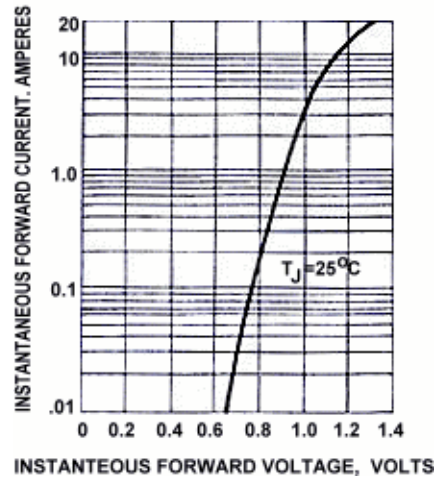


Fig. 3 - TYPICAL FORWARD CHARACTERISTICS

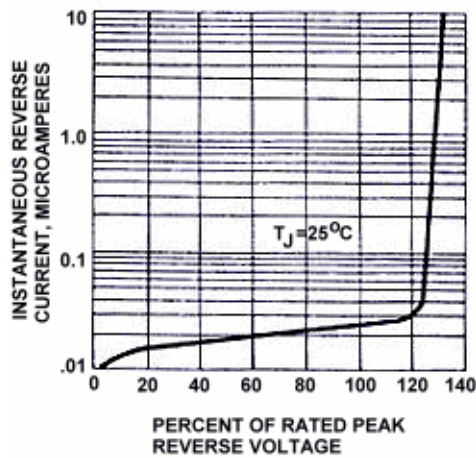
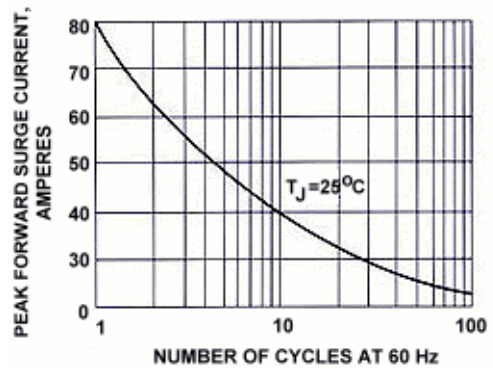


Fig. 4 - MAXIMUM FORWARD SURGE CURRENT





Micro Commercial Components

Ordering Information :

Device	Packing
Part Number-BP	Bulk: 5Kpcs/Carton

*****IMPORTANT NOTICE*****

Micro Commercial Components Corp. reserves the right to make changes without further notice to any product herein to make corrections, modifications , enhancements , improvements , or other changes . **Micro Commercial Components Corp .** does not assume any liability arising out of the application or use of any product described herein; neither does it convey any license under its patent rights ,nor the rights of others . The user of products in such applications shall assume all risks of such use and will agree to hold **Micro Commercial Components Corp .** and all the companies whose products are represented on our website, harmless against all damages.

*****LIFE SUPPORT*****

MCC's products are not authorized for use as critical components in life support devices or systems without the express written approval of Micro Commercial Components Corporation.

*****CUSTOMER AWARENESS*****

Counterfeiting of semiconductor parts is a growing problem in the industry. Micro Commercial Components (MCC) is taking strong measures to protect ourselves and our customers from the proliferation of counterfeit parts. MCC strongly encourages customers to purchase MCC parts either directly from MCC or from Authorized MCC Distributors who are listed by country on our web page cited below. Products customers buy either from MCC directly or from Authorized MCC Distributors are genuine parts, have full traceability, meet MCC's quality standards for handling and storage. **MCC will not provide any warranty coverage or other assistance for parts bought from Unauthorized Sources.** MCC is committed to combat this global problem and encourage our customers to do their part in stopping this practice by buying direct or from authorized distributors.