

Miniature Multi-Purpose Audio Transformers

Impedance matching transformers for telecommunications.

Ideal for a variety of voice and data inter-connect networks

Isolation is 1500 V_{RMS} minimum

Longitudinal Balance is 60dB minimum

Frequency range: 300Hz to 3400Hz

Designed to meet FCC part 68

Custom Designs Available

Dry / High Performance

Electrical Specifications at 25°C

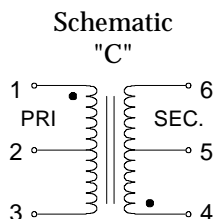
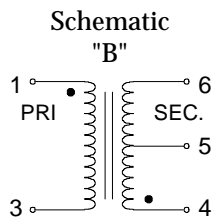
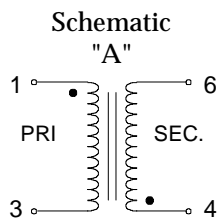
Part Number	Impedance (Ohms)	UNBAL. DC (mA)	Insertion Loss (dB)	Frequency Response (dB)	Return Loss (dB)	Pri. DCR max. (Ω)	Sec. DCR max. (Ω)	Schem. Style
T-35200	600 / 600	0.0	1.5	0.7	26	48	65	A
T-35201	600 / 600CT	0.0	1.5	0.7	26	48	65	B
T-35202	600CT / 600CT	0.0	1.5	0.7	26	48	65	C
T-35203	600 / 900	0.0	1.7	0.3	20	48	94	A
T-35204	900 / 900	0.0	1.9	0.4	20	114	146	A

Dry / Economy

Electrical Specifications at 25°C

Part Number	Impedance (Ohms)	UNBAL. DC (mA)	Insertion Loss (dB)	Frequency Response (dB)	Return Loss (dB)	Pri. DCR max. (Ω)	Sec. DCR max. (Ω)	Schem. Style
T-35250	600 / 600	0.0	1.5	1.2	26	50	55	A
T-35251	600 / 600CT	0.0	1.5	1.2	26	50	55	B
T-35252	600 / 900	0.0	1.6	1.2	20	50	95	A
T-35253	900 / 900	0.0	1.6	1.2	20	75	95	A
T-35254	600 / 600	80	2.5	1.25	9.0	68	85	A
T-35255	600 / 600CT	80	2.5	1.25	9.0	68	85	B

1. Insertion Loss measured at 1 kHz.
2. Return Loss measured at 300 Hz.



Dimensions in Inches (mm)
Unused Pins Omitted as Per Schematic

