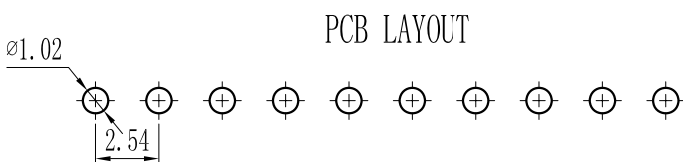
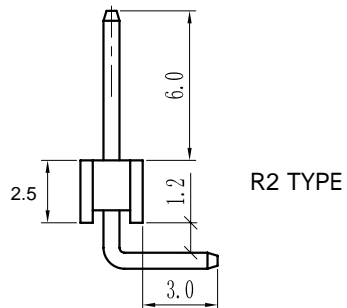
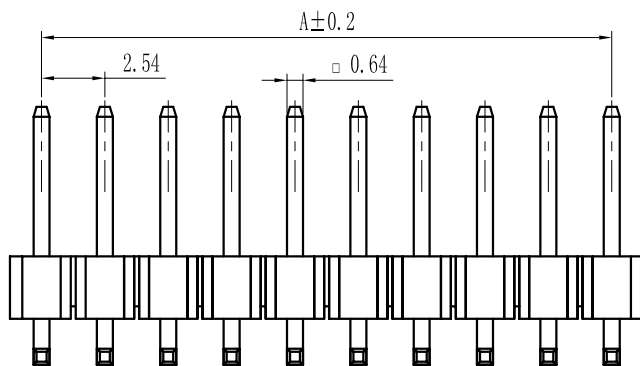
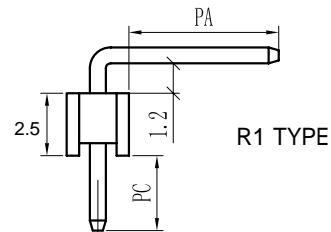
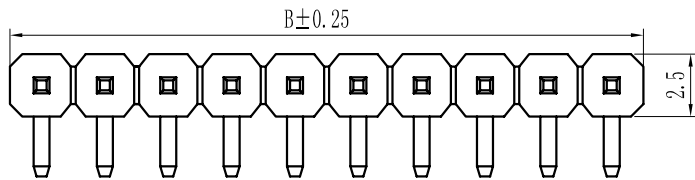


Pin	A	B
1		2.54
2	2.54	5.08
3	5.08	7.62
4	7.62	10.16
5	10.16	12.70
6	12.70	15.24
7	15.24	17.78
8	17.78	20.32
9	20.32	22.86
10	22.86	25.40
11	25.40	27.94
12	27.94	30.48
13	30.48	33.02
14	33.02	35.56
15	35.56	38.10
16	38.10	40.64
17	40.64	43.18
18	43.18	45.72
19	45.72	48.26
20	48.26	50.80
21	50.80	53.34
22	53.34	55.88
23	55.88	58.42
24	58.42	60.96
25	60.96	63.50
26	63.50	66.04
27	66.04	68.58
28	68.58	71.12
29	71.12	73.66
30	73.66	76.20
31	76.20	78.74
32	78.74	81.28
33	81.28	83.82
34	83.82	86.36
35	86.36	88.90
36	88.90	91.44
37	91.44	93.98
38	93.98	96.52
39	96.52	99.06
40	99.06	101.60



### Specifications :

- Voltage rating: 250VAC / DC
- Current rating: 3A AC / DC
- Withstanding voltage: 1000V AC/minute
- Temperature range: -40 to +105
- Insulation resistance: ≥1000M Min
- Contact resistance: ≤20M Max
- Material: PA6T 94V-0
- Planting Category: 1U"Gold
- Color: Blank-Natural color

X6511 W R - XX H-C30 D60 -X

① ② ③ ④ ⑤ ⑥ ⑦ ⑧

- ① Series No.
- ② Category: W-wafer
- ③ Welding Board Angle: R-Right Angle 90°
- ④ Row No -Pin No : XX- 01P-40P
- ⑤ Plastic height: H=2.5mm
- ⑥ Pin length:C=3.0mm
- ⑦ Pin length:D=6.0mm
- ⑧ TYPE: R1 ; R2

X6511WR-XXH-C30D60-X	PA6T 94V-0	Brass	1U"Gold	X6511WF
PART NO	Material	Material(Pin)	Finlsh(Pin)	Suitable XKB Terminal

For and on behalf of  
**XKB INDUSTRIAL PRECISION CO., LIMITED**  
**香港星坤工業精密有限公司**

Authorized Signature(s)

DSND	DATE	SCALE: N/A	MODEL TYPE: X6511WR-XXH-C30D60-X
DWN	DATE	VIEW:	PART NO.:
CHKD	DATE	UNIT: mm	2.54mm Crimp Style Connectors
APPD	DATE	SIZE: A4	DWG NO.:
			WEIGHT
			1.0g
			SHEET
			1/1
			REVISION
			A0

**XKB INDUSTRIAL PRECISION CO., LIMITED**