



TA31002

LINEAR INTEGRATED CIRCUIT

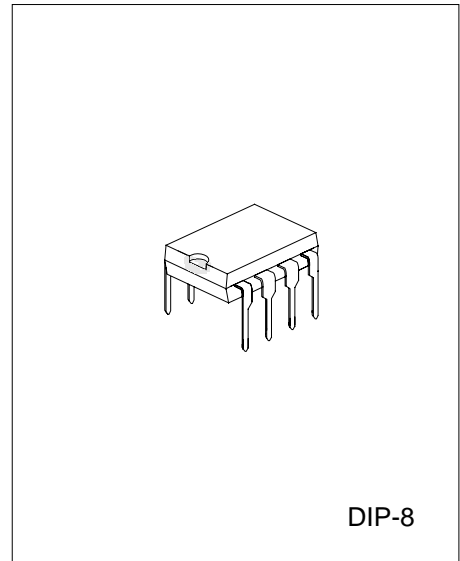
TELEPHONE TONE RINGER

■ DESCRIPTION

The UTC **TA31002** is a bipolar integrated circuit designed for telephone bell replacement. It can also be used as alarms or other alerting devices.

■ FEATURES

- *Current consumption is small. (at no-load)
- *Package is compaction. (DIP-8 pin)
- *Oscillation frequency is variable.
- *Built-in threshold circuits prevent false triggering due to power noise as well as "chirps" due to rotary dial.
- *Few external components.



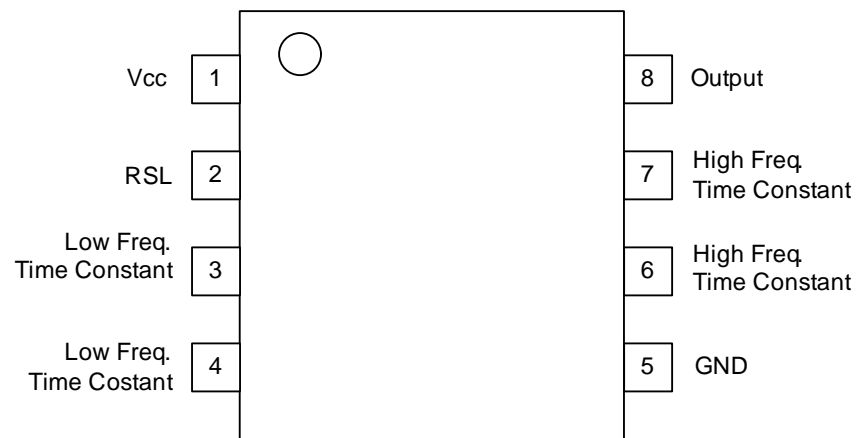
*Pb-free plating product number: TA31002L

■ ORDERING INFORMATION

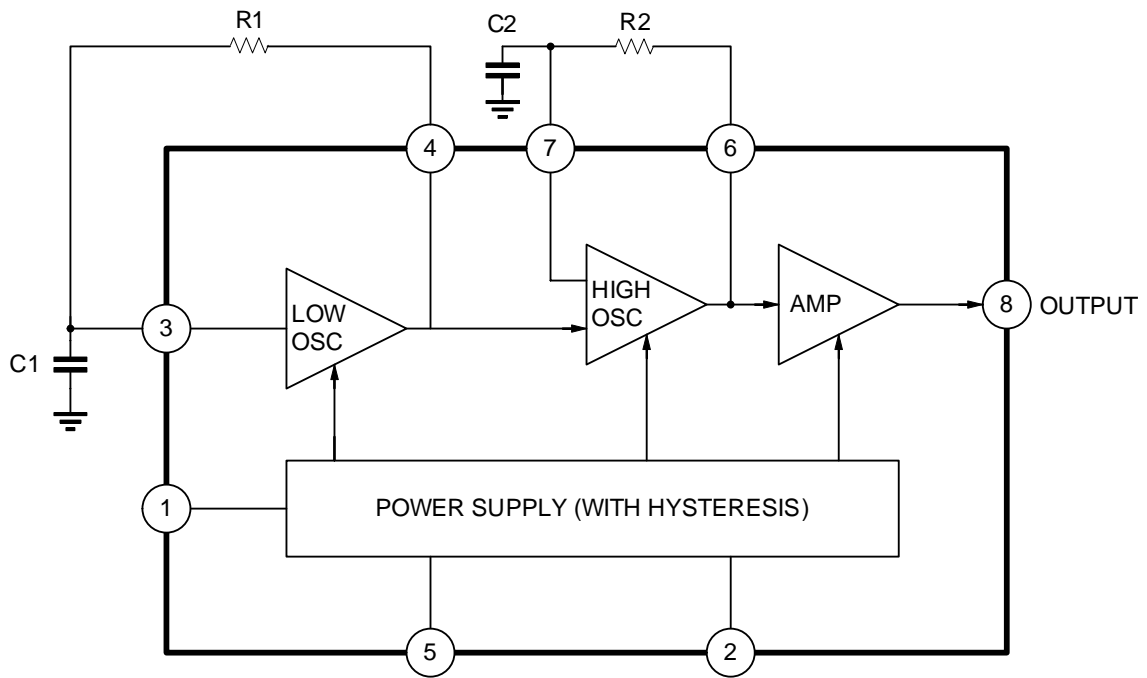
Ordering Number		Package	Packing
Normal	Lead Free Plating		
TA31002-D08-T	TA31002L-D08-T	DIP-8	Tube

<p>TA31002L-D08-T</p> <p>(1)Packing Type (2)Package Type (3)Lead Plating</p>	<p>(1) T: Tube (2) D08: DIP-8 (3) Lead Free Plating Blank: Pb/Sn</p>
--	--

■ PIN CONFIGURATIONS



■ BLOCK DIAGRAM



Note: R1, R2, C1 and C2 are parts externally mounted

■ ABSOLUTE MAXIMUM RATINGS (Ta=25°C)

PARAMETER	SYMBOL	RATINGS	UNIT
Power Supply Voltage	V _{CC}	30	V
Power Dissipation	P _D	800	mW
Operating Temperature	T _{OPR}	-40 ~ +85	°C
Storage Temperature	T _{STG}	-55 ~ +150	°C

Note: Absolute maximum ratings are those values beyond which the device could be permanently damaged.

Absolute maximum ratings are stress ratings only and functional device operation is not implied.

■ ELECTRICAL CHARACTERISTICS (Ta=25°C)

(All voltage referenced to GND unless otherwise specified)

PARAMETER	SYMBOL	TEST CONDITIONS	MIN	TYP	MAX	UNIT
Operating Voltage	V _{OPR}				29	V
Initiation Supply Voltage	V _{SI}	(note 1)	17	19	21	V
Sustaining Supply Voltage	V _{SUS}	(note 2)	10.5	12	-	V
Initiation Current Consumption	I _{SI}	No-Load	1.4	3.3	4.2	mA
Sustaining Current Consumption	I _{SUS}		0.7	1.4	2.5	mA
Oscillation Frequency (not3)	f _L	C1=0.47μF, R1=165kΩ	9	10	11	Hz
	f _{H1}	C2=6800pF, R2=191kΩ	461	512	563	Hz
	f _{H2}		576	640	703	Hz
Output Voltage "H" Level	V _{OH}	V _{CC} =24V, V _{OH} =-10mA PIN7=GND	20.0	21.5	22.5	V
Output Voltage "L" Level	V _{OL}	V _{CC} =24V, V _{OL} =10mA PIN7=7V	0.7	1.0	2.0	V

*Note : 1. Initiation supply voltage (V_{SI}) is a supply voltage required to start oscillation of the tone ringer.

2. Sustaining supply voltage (V_{SUS}) is a supply voltage required to maintain oscillation of the tone ringer.

3. Oscillation frequency is determined by the following equations 1, 2, and 3.

$$(1) f_L = 1/1.234 \cdot R1 \cdot C1 \text{ (Hz)} ; (2) f_{H1} = 1/1.515 \cdot R2 \cdot C2 \text{ (Hz)} ; (3) f_{H2} = 1.24 f_{H1} \text{ (Hz)}$$

APPLICATION NOTE

In the UTC **TA31002** the initiation current consumption (I_{si}) can be changed by using the RSL terminal. The resistor RSL is connected to GND from PIN2 as shown in fig.1. Further, the initiation current consumption (I_{si}) can be changed by changing the value of RSL.

Fig.2 show the graph of V_s - I_{si} characteristic at the time when RSL has been changed to three values. The V_s - I_{si} characteristic in UTC **TA31002** at the time when $R_{SL}=6.8k\Omega$ coincides with that at the time when PIN2 of the TA31001 has been used at an open state.

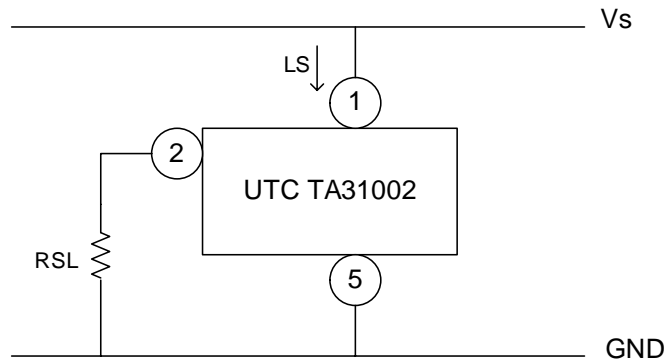


FIG.1

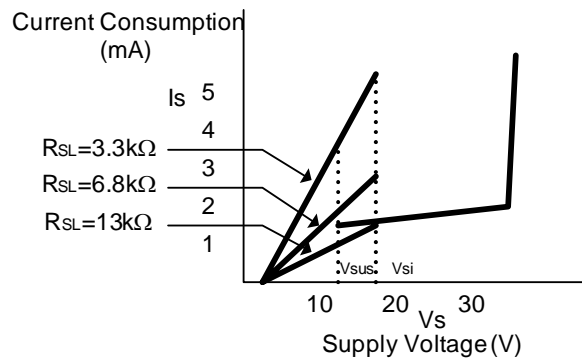
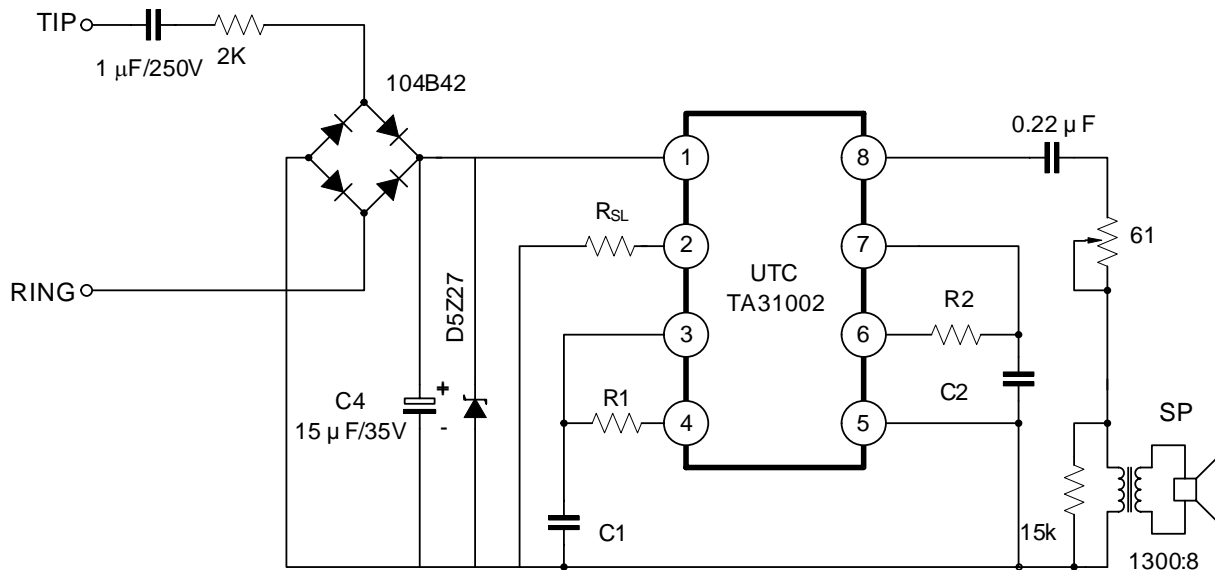


FIG.2

APPLICATION CIRCUIT



$$f_L = 1/1.234R_1 \cdot C_1$$

$$f_{H1} = 1/1.515R_2 \cdot C_2$$

$$f_{H2} = 1.24f_{H1}$$

when:

$$R_1 = 165K\Omega \quad R_2 = 191K\Omega$$

$$C_1 = 0.47\mu F/16V \quad C_2 = 0.0068\mu F/16V$$

$$f_L \cong 10Hz \quad f_{H1} \cong 500Hz \quad f_{H2} \cong 630Hz$$

UTC assumes no responsibility for equipment failures that result from using products at values that exceed, even momentarily, rated values (such as maximum ratings, operating condition ranges, or other parameters) listed in products specifications of any and all UTC products described or contained herein. UTC products are not designed for use in life support appliances, devices or systems where malfunction of these products can be reasonably expected to result in personal injury. Reproduction in whole or in part is prohibited without the prior written consent of the copyright owner. The information presented in this document does not form part of any quotation or contract, is believed to be accurate and reliable and may be changed without notice.