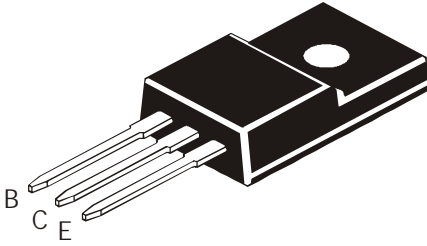


NPN SILICON PLASTIC POWER DARLINGTON TRANSISTOR

**CFD611
(9AW)
TO-220FP**

**MARKING : CFD
611**



Designed for Relay Drive and Motor Drive

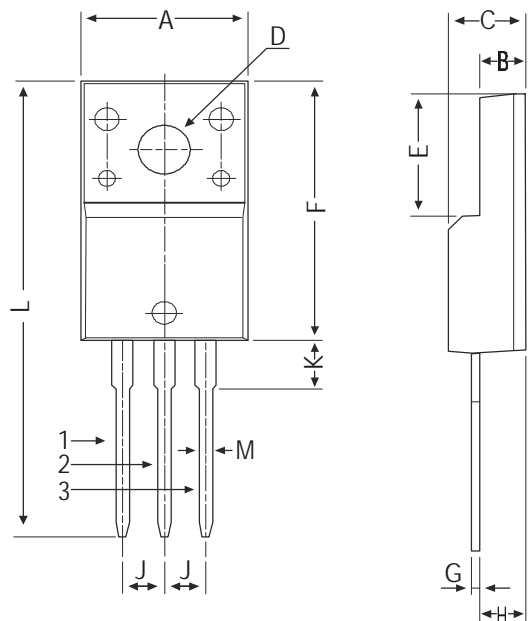
ABSOLUTE MAXIMUM RATINGS (Ta=25deg C)

DESCRIPTION	SYMBOL	VALUE	UNIT
Collector -Base Voltage	VCBO	110	V
Collector Emitter Voltage	VCEO	110	V
Emitter Base Voltage	VEBO	5.0	V
Collector Current	IC	6.0	A
Collector Current t=100ms	ICP	9.0	A
Base Current	IB	1.0	A
Collector Power Dissipation @ Ta=25 deg C	PC	2.0	W
Collector Power Dissipation @ Tc=25 deg C		60	W
Junction Temperature	Tj	150	deg C
Storage Temperature Range	Tstg	-55 to +150	deg C

ELECTRICAL CHARACTERISTICS (Ta=25 deg C Unless Specified)

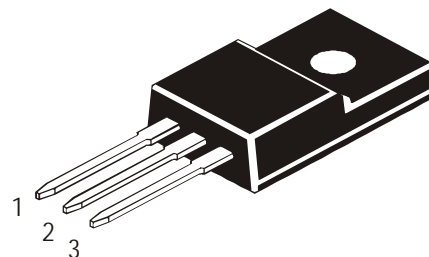
DESCRIPTION	SYMBOL	TEST CONDITION	MIN	TYP	MAX	UNIT
Collector Emitter Voltage	VCEO	IC=30mA, IB=0	110	-	-	V
Collector Cut off Current	ICBO	VCB=110V, IE=0	-	-	100	uA
Emitter Cut off Current	IEBO	VEB=5V, IC=0	-	-	3.0	mA
Collector Emitter Saturation Voltage	VCE(Sat)	IC=5A, IB=5mA	-	-	2.5	V
DC Current Gain	hFE	IC=2A, VCE=3V	2.0	-	20	K
		IC=6A, VCE=3V	1.0	-	-	K
Dynamic Characteristics						
Transition Frequency	ft	VCE=5V, IC=0.2A, f=10MHz	-	40	-	MHz
Collector Output Capacitance	Cob	VCB=10V, IE=0 f=1MHz	-	55	-	pF

TO-220FP Fully Isolated Plastic Package



DIM	MIN	MAX
A	9.80	10.36
B	2.50	3.00
C	4.30	4.90
D	3.10	3.40
E	6.50	8.20
F	14.80	17.27
G	0.40	0.70
H	2.50	2.96
J	2.34	2.74
K	—	4.70
L	—	30.05
M	0.6	0.90

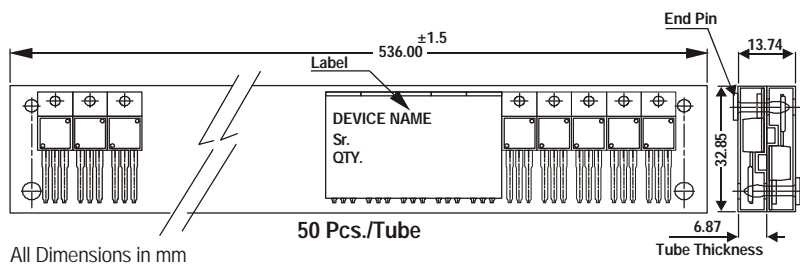
All dimensions in mm.



Pin Configuration

- 1. Base
- 2. Collector
- 3. Emitter

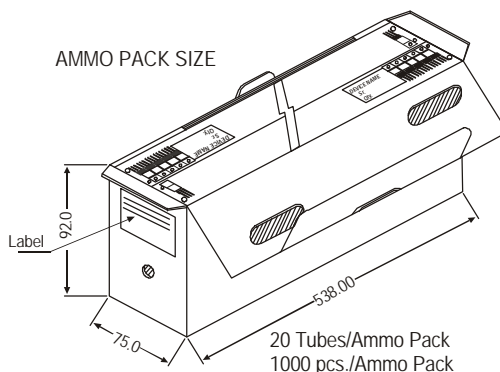
TO-220 FP Tube Packing



50 Pcs./Tube

All Dimensions in mm

AMMO PACK SIZE



20 Tubes/Ammo Pack
1000 pcs./Ammo Pack

Packing Detail

PACKAGE	STANDARD PACK		INNER CARTON BOX		OUTER CARTON BOX		
	Details	Net Weight/Qty	Size	Qty	Size	Qty	Gr Wt
TO-220FP	200 pcs/polybag	396 gm/200 pcs	3" x 7.5" x 7.5"	1K	17" x 15" x 13.5"	16K	36 kgs
	50 pcs/tube	135 gm/50 pcs	3.5" x 3.7" x 21.5"	1K	19" x 19" x 19"	10K	28 kgs

Component Disposal Instructions

1. CDIL Semiconductor Devices are RoHS compliant, customers are requested to please dispose as per prevailing Environmental Legislation of their Country.
2. In Europe, please dispose as per EU Directive 2002/96/EC on Waste Electrical and Electronic Equipment (WEEE).

Disclaimer

The product information and the selection guides facilitate selection of the CDIL's Semiconductor Device(s) best suited for application in your product(s) as per your requirement. It is recommended that you completely review our Data Sheet(s) so as to confirm that the Device(s) meet functionality parameters for your application. The information furnished in the Data Sheet and on the CDIL Web Site/CD are believed to be accurate and reliable. CDIL however, does not assume responsibility for inaccuracies or incomplete information. Furthermore, CDIL does not assume liability whatsoever, arising out of the application or use of any CDIL product; neither does it convey any license under its patent rights nor rights of others. These products are not designed for use in life saving/support appliances or systems. CDIL customers selling these products (either as individual Semiconductor Devices or incorporated in their end products), in any life saving/support appliances or systems applications do so at their own risk and CDIL will not be responsible for any damages resulting from such sale(s).

CDIL strives for continuous improvement and reserves the right to change the specifications of its products without prior notice.



CDIL is a registered Trademark of
Continental Device India Limited

C-120 Naraina Industrial Area, New Delhi 110 028, India.
Telephone + 91-11-2579 6150, 4141 1112 Fax + 91-11-2579 5290, 4141 1119
email@cdil.com www.cdilsemi.com