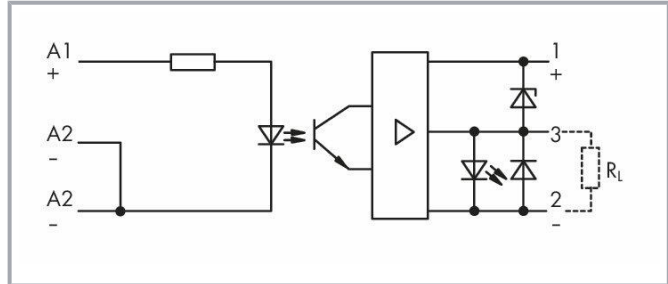


Data sheet | Item number: 286-752

Optocoupler module; Nominal input voltage: 24 VDC; Output voltage range: 20 ... 30 VDC; Limiting continuous current: 0.5 A; 3-wire connection/high-side switching; Frequency: 25 kHz; Red status indicator; Module width: 15 mm; gray


www.wago.com/286-752



Subject to changes. Please also observe the further product documentation!

WAGO GmbH & Co. KG
Hansastr. 27
32423 Minden
Phone: +49571 887-0 | Fax: +49571 887-169
Email: info.de@wago.com | Web: www.wago.com

Do you have any questions about our products?
We are always happy to take your call at +49 (571) 887-44222.



Data

Technical data

Control circuit

Nominal input voltage U_N	DC 24 V
Input voltage range (high level)	DC 12 ... 30 V
Nominal input current at U_N	15 mA
Input current range	5 ... 20 mA

Load circuit

Circuit type	3-wire connection High-side switching
Limiting continuous current	0.5 A
Nominal output voltage	DC 24 V
Output voltage range	DC 20 ... 30 V
Voltage drop at output (max.)	\leq DC 1.2 V
Leakage current at rated voltage	\leq 2 μ A
Output closed-circuit current (without load) (max.)	12 mA
Turn-on time	\leq 7 μ s
Turn-off time	\leq 15 μ s
Switching frequency	\leq 25 kHz

Subject to changes. Please also observe the further product documentation!

Signaling

Status indicator	Red LED
------------------	---------

Safety and protection

Rated voltage	300 V
Overvoltage category	II
Pollution degree	2
Dielectric strength, control/load circuit (AC, 1 min)	3 kVrms
Insulation type (control/load circuit)	Reinforced insulation (safe isolation)
Insulation type (adjacent devices)	Reinforced insulation (safe isolation)
Protection type	IP20

Physical data

Width	15 mm / 0.591 inch
Height from upper-edge of DIN-rail	82.5 mm / 3.25 inch
Depth	52 mm / 2.047 inch

Mechanical data

Mounting type	Pluggable module for receptacle terminal blocks
---------------	---

Material data

Color	gray
Fire load	0.323 MJ
Weight	17.9 g

Environmental requirements

Surrounding air temperature (operation at U_N)	-25 ... 40 °C
Surrounding air temperature (storage)	-25 ... 40 °C
Processing temperature	-25 ... +50 °C
Relative humidity	5 ... 95 % (no condensation permissible)
Operating altitude (max.)	2000 m

Standards and specifications

Standards/Specifications	EN 60664-1
--------------------------	------------


Subject to changes. Please also observe the further product documentation!

Commercial data




Product Group	6 (Interface Electronics)
PU (SPU)	15 (1) Stück
Packaging type	box
Country of origin	DE
GTIN	4050821336822
Customs tariff number	85365005000

Optional accessories

Marking accessories

Marker		
	Item no.: 209-701 WSB marking card; as card; not stretchable; plain; snap-on type; white	www.wago.com/209-701

Terminal blocks

Terminal block for pluggable modules		
	Item no.: 280-619 Terminal block for pluggable modules; 6-pole; with 2-conductor terminal blocks; with orange separator; www.wago.com/280-619 for DIN-rail 35 x 15 and 35 x 7.5; 2.5 mm ² ; CAGE CLAMP®; 2,50 mm ² ; gray	
	Item no.: 280-609 Terminal block for pluggable modules; 6-pole; with 4-conductor terminal blocks; with orange separator; www.wago.com/280-609 for DIN-rail 35 x 15 and 35 x 7.5; 2.5 mm ² ; CAGE CLAMP®; 2,50 mm ² ; gray	
	Item no.: 280-763 Terminal block for pluggable modules; 6-pole; with 4-conductor terminal blocks; with marker carrier; www.wago.com/280-763 with orange separator; for DIN-rail 35 x 15 and 35 x 7.5; 2.5 mm ² ; CAGE CLAMP®; 2,50 mm ² ; gray	

Downloads

Documentation

Bid Text

286-752 docx - Datei	2019. 2. 20.	docx 15.3 kB	Download
286-752 X81 - Datei	2019. 2. 19.	xml 3.9 kB	Download

Instruction Leaflet

		pdf 1.3 MB	Download
--	--	---------------	----------

Subject to changes. Please also observe the further product documentation!

Additional Information

Disposal; Electrical and electronic equipment, Packaging

V 1.0.0

pdf
265.8 kB

[Download](#)

CAD/CAE-Data

CAE data

WSCAD Universe 286-752

[URL](#)

[Download](#)

Environmental Product Compliance

Compliance Search

Environmental Product Compliance 286-752


[URL](#)

[Download](#)


Optocoupler module; Nominal input voltage: 24 VDC; Output voltage range: 20 ... 30 VDC; Limiting continuous current: 0.5 A; 3-wire connection/high-side switching; Frequency: 25 kHz; Red status indicator; Module width: 15 mm; gray

Installation Notes

Assembly



Coding ensures correct polarity.



Pluggable electronic modules on 2- or 4-conductor carrier terminal blocks

Marking

Subject to changes. Please also observe the further product documentation!

WAGO GmbH & Co. KG

Hansastr. 27


32423 Minden

Phone: +49571 887-0 | Fax: +49571 887-169

Email: info.de@wago.com | Web: www.wago.com

Do you have any questions about our products?

We are always happy to take your call at +49 (571) 887-44222.



Marking via WMB Multi Marking System.

Testing



Function testing via touch-proof test slots

Subject to changes. Please also observe the further product documentation!