

Single relay - REL-OR/LDP- 24DC/1/MB - 2901901

Please be informed that the data shown in this PDF Document is generated from our Online Catalog. Please find the complete data in the user's documentation. Our General Terms of Use for Downloads are valid (<http://phoenixcontact.com/download>)



Plug-in octal relay with power contacts, specially designed for switching high DC loads, 1 N/O contact, detectable manual operation, status LED, blowout magnet, coil voltage: 24 V DC



Key Commercial Data

| | |
|--------------|---------------|
| Packing unit | 10 STK |
| GTIN | |
| GTIN | 4046356667487 |

Technical data

Dimensions

| | |
|--------|---------|
| Width | 35 mm |
| Height | 35 mm |
| Depth | 58.5 mm |

Ambient conditions

| | |
|---|------------------|
| Ambient temperature (operation) | -40 °C ... 60 °C |
| Ambient temperature (storage/transport) | -40 °C ... 80 °C |

Coil side

| | |
|---|-------------------------|
| Nominal input voltage U_N | 24 V DC |
| Input voltage range in reference to U_N | see diagram |
| Typical input current at U_N | 55 mA |
| Typical response time | 20 ms |
| Typical release time | 30 ms |
| Protective circuit | Damping diode |
| Operating voltage display | Yellow LED |
| Coil resistance | 443 Ω \pm 10 % |
| Power dissipation for nominal condition | 1.32 W |

Single relay - REL-OR/LDP- 24DC/1/MB - 2901901

Technical data

Contact side

| | |
|--|--|
| Contact type | 1 N/O contact |
| Type of switch contact | Single contact |
| Note regarding the switch contact | Series connection, 2 N/O contacts with blowout magnet |
| Contact material | AgNi |
| Maximum switching voltage | 250 V AC 220 V DC |
| Minimum switching voltage | 10 V (at 10 mA) |
| Min. switching current | 10 mA (at 10 V) |
| Maximum inrush current | 30 A (20 ms) |
| Limiting continuous current | 10 A |
| Interrupting rating (ohmic load) max. | 2500 VA (for 250 V AC) |
| Switching capacity in acc. with DIN VDE 0660/IEC 60947 | 3.6 A (at 24 V, DC13) 3.6 A (at 110 V, DC13) 2 A (at 220 V, DC13) 6 A (at 24 V, AC15) 6 A (at 120 V, AC15) 6 A (at 250 V, AC15) |

General

| | |
|--|---------------------------------------|
| Test voltage relay winding/relay contact | 2.5 kV _{rms} (50 Hz, 1 min.) |
| Operating mode | 100% operating factor |
| Degree of protection | RT I |
| Mechanical service life | approx. 10 ⁷ cycles |
| Mounting position | any |
| Assembly instructions | On relay base PR3 |

Standards and Regulations

| | |
|----------------------------------|-----------------------|
| Connection in acc. with standard | CUL |
| Standards/regulations | IEC 61810 EN 60947 |
| Degree of pollution | 3 |
| Overvoltage category | III |

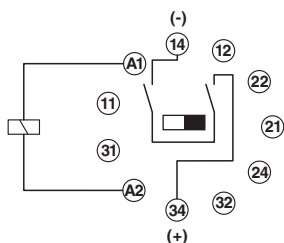
Environmental Product Compliance

| | |
|------------|---|
| China RoHS | Environmentally Friendly Use Period = 5 |
| | For details about hazardous substances go to tab "Downloads", Category "Manufacturer's declaration" |

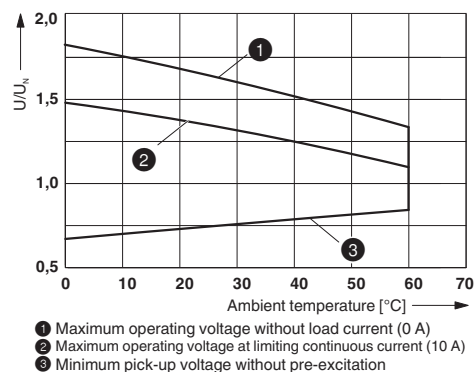
Drawings

Single relay - REL-OR/LDP- 24DC/1/MB - 2901901

Circuit diagram

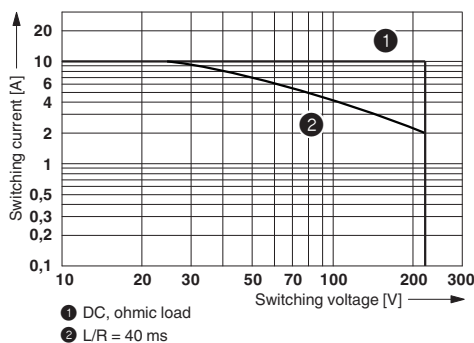


Diagram



Operating voltage range of the relay

Diagram



DC interrupting rating

Phoenix Contact 2018 © - all rights reserved
<http://www.phoenixcontact.com>

PHOENIX CONTACT GmbH & Co. KG
 Flachsmarktstr. 8
 32825 Blomberg
 Germany
 Tel. +49 5235 300
 Fax +49 5235 3 41200
<http://www.phoenixcontact.com>