

Wavelength range	Type	Technology	Electrodes
Infrared	Planar	InGaAs/InP	Both on top side

	typ. dimensions in μm	
	<u>typ. thickness</u> 330 (± 20) μm <u>top side*</u> bond gold 1.0 μm <u>rear side</u> no metalization	Description Broadband photodiode with maximum response in the NIR-region and enhanced responsivity in the visible range, no rear side metalization Applications Optical communications, safety equipment, light barriers

* Bond pad assignment:
 Pos. 1 - Anode
 Pos. 2 - Cathode

Miscellaneous Parameters

$T_{\text{amb}} = 25^\circ\text{C}$, unless otherwise specified

Parameter	Test conditions	Symbol	Value	Unit
Active area		A	0.032	mm^2
Operating temperature range		T_{amb}	-40 to +125	$^\circ\text{C}$
Storage temperature range		T_{stg}	-40 to +125	$^\circ\text{C}$
Temperature coefficient of I_D	$T = -40 \dots 120^\circ\text{C}$	$T_C(I_D)$	7.4	%/K

Optical and Electrical Characteristics

$T_{\text{amb}} = 25^\circ\text{C}$, unless otherwise specified

Parameter	Test conditions	Symbol	Min	Typ	Max	Unit
Forward voltage	$I_F = 10 \text{ mA}$	V_F		1.7		V
Breakdown voltage ²⁾	$I_R = 10 \mu\text{A}$	V_R	5			V
Sensitivity range at 10 %	$V_R = 0 \text{ V}$	λ	440		1710	nm
Spectral bandwidth at 50 %	$V_R = 0 \text{ V}$	$\Delta\lambda_{0,5}$		680		nm
Responsivity at 1300 nm ¹⁾	$V_R = 0 \text{ V}$	S_λ		0.9		A/W
Dark current	$V_R = 5 \text{ V}$	I_D		30	200	pA
Shunt resistance	$V_R = 10 \text{ mV}$	R_{SH}	3	5		G Ω
Noise equivalent power	$\lambda = 1300 \text{ nm}$	NEP		4.0×10^{-15}		$\text{W}/\sqrt{\text{Hz}}$
Specific detectivity	$\lambda = 1300 \text{ nm}$	D^*		4.5×10^{12}		$\text{cm} \cdot \sqrt{\text{Hz}} \cdot \text{W}^{-1}$
Junction capacitance	$V_R = 0 \text{ V}$	C_J		11		pF

¹⁾ measured on bare chip on TO-18 header

²⁾ for information only

Labeling

Type	Typ. I_D [pA]	Typ. S_λ [A/W]	Lot N°	Quantity
EPC-1300-0.22-4				

Packing: Chips on adhesive film with wire-bond side on top

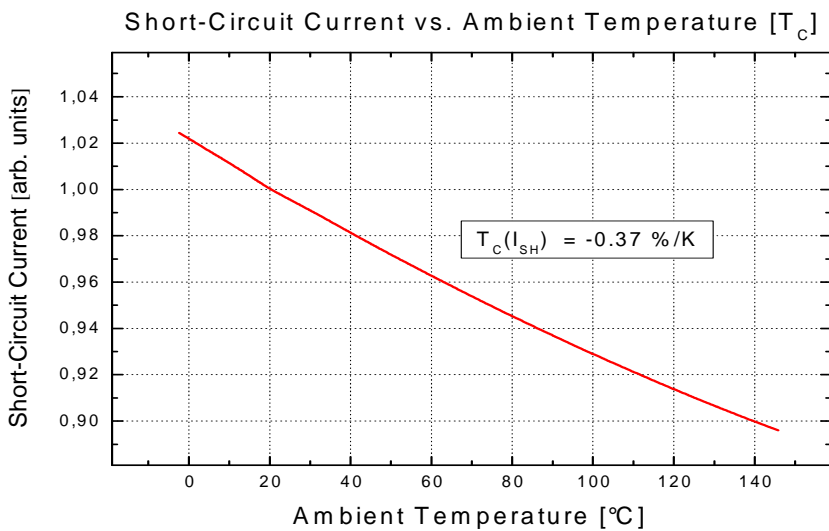
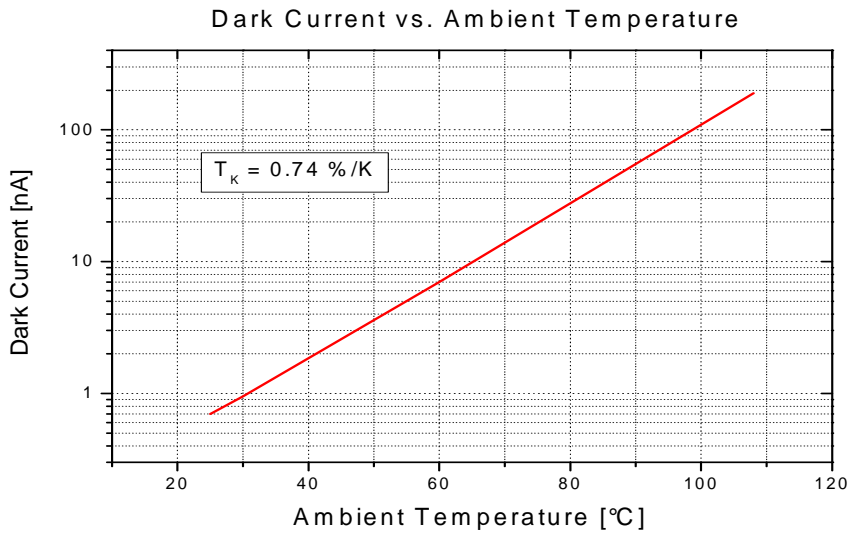
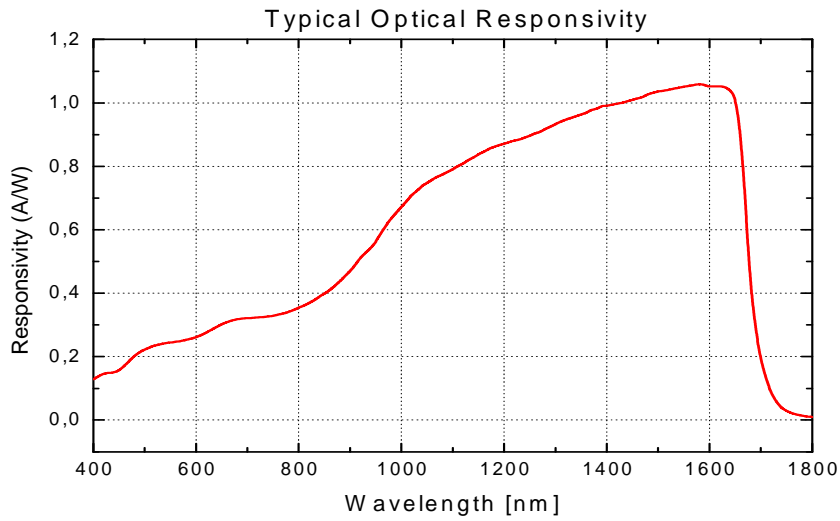
*Note: All measurements carried out with *EPIGAP* equipment

We reserve the right to make changes to improve technical design and may do so without further notice.

Parameters can vary in different applications. All operating parameters must be validated for each application by the customers themselves.

EPIGAP Optoelektronik GmbH, D-12555 Berlin, Köpenicker Str.325 b, Haus 201

Tel.: +49-30-6576 2543, Fax : +49-30-6576 2545



We reserve the right to make changes to improve technical design and may do so without further notice. Parameters can vary in different applications. All operating parameters must be validated for each application by the customers themselves.