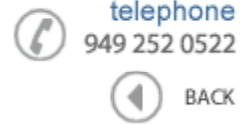




**Data Sheet**



Product Category: IF SAW Filter

Part Number	Package	Application	Last Modified
813-SL125.0M-28	13.3 x 6.5 SMD	Low-Loss 125MHz	Jan 01, 2007

TYPE :

Low-Loss 125MHz IF SAW Filter



PART NUMBER :

**813-SL125.0M-28**

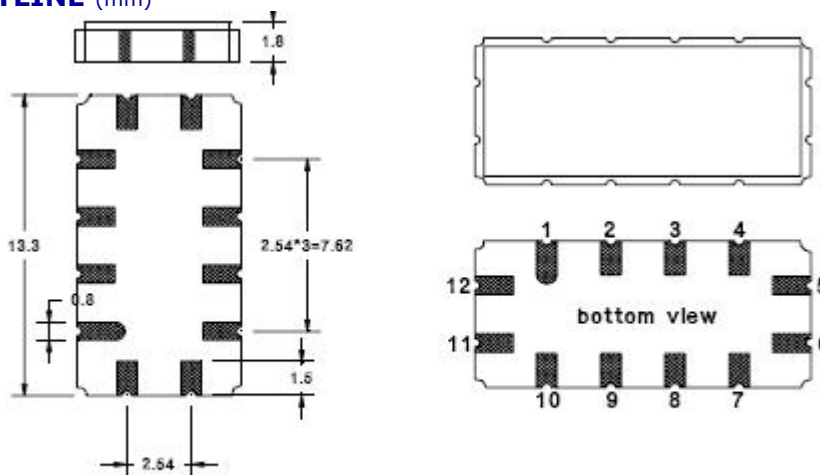
**OPERATING CONDITIONS / ELECTRICAL CHARACTERISTICS**

PARAMETERS	Minimum	Typical	Maximum	Units
Center Frequency (Fo)	-	125.0	-	MHz
Insertion Loss at Fo	-	15.5	17.0	dB
Source Impedance (single ended)*	-	50	-	ohm
Load Impedance (single ended)*	-	50	-	ohm
Temperature Coefficient	-	-94	-	ppm/C
Amplitude Ripple fo+/-13.0MHz	-	0.4	1.0	dBp-p
1dB Bandwidth	27.5	28.5	-	MHz
3dB Bandwidth	28.5	29.5	-	MHz
40dB Bandwidth	-	33.3	34.5	MHz
Relative Attenuation:	-			
Lower Sidelobe	40	47	-	dB
Upper Sidelobe	40	47	-	dB
Absolute Delay at Fo	-	0.85	-	us
Group Delay Variation fo +/-13.0 MHz	-	25	50	ns
IN/OUT Return Loss at Fo	-	-	-	dB

\*With Matching Network (Ref. Testing Environment Circuit as Shown Below).

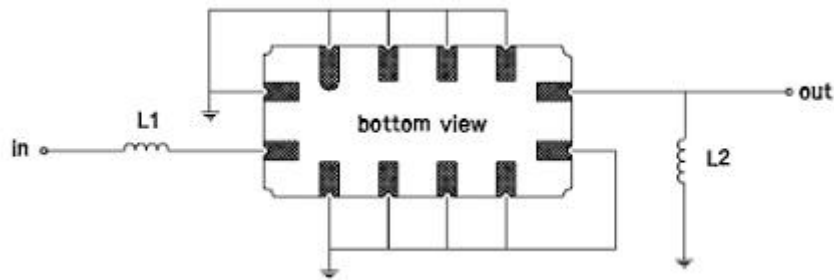
Those impedances could be modified with different impedance values and/or structures, if necessary

**PACKAGE OUTLINE (mm)**



PIN Descriptions: IN – 11, OUT – 5, GROUND - 1,2,3,4,6,7,8,9,10,12

**TEST CIRCUIT**

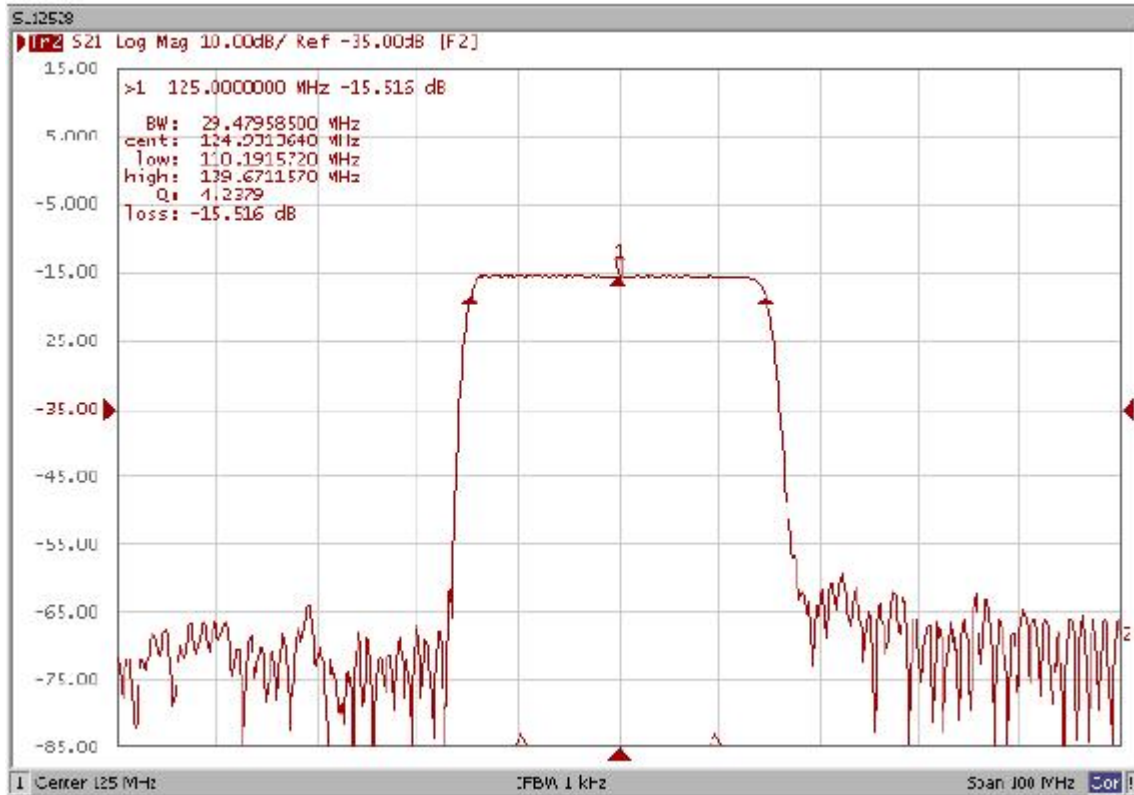


TEST FIXTURE AND VALUES/SOURCE AND LOAD IMPEDANCE 50 ohm

INPUT: L1: 33 nH; Q>40

OUTPUT: L2: 33 nH; Q>40

## FREQUENCY RESPONSE



**Oscilent Corporation** - CALL **949.252.0522**

**Part No.:** 813-SL125.0M-28

18195 East McDermott Street, Building D, Irvine, CA 92614, USA

Fax: 949.252.0599, E-Mail: [Sales@Oscilent.com](mailto:Sales@Oscilent.com)