

NON-ISOLATED DC/DC CONVERTERS

2.4 V-5.5 V Input 0.75 V-3.63 V/6 A Output

bel
POWER PRODUCTS

SRBA-06F1Ax Series

RoHS Compliant

- Non-Isolated
- High Efficiency
- High Power Density
- Fixed Frequency (300 kHz)
- Converter Can Sink and Source Current
- Under-voltage Lockout (UVLO)
- Wide Trim
- OCP/SCP
- Remote On/Off
- Active Low/High (option)



Description

The Bel SRBA-06F1Ax modules are a series of non-isolated dc/dc converters that deliver up to 6A of output current with full load efficiency of 93% at 3.3 V output. These modules provide precisely regulated voltage programmable via external resistor from 0.75 V to 3.63 V over a wide range of input voltage (2.4 V-5.5 V). The open-frame construction and small footprint enable designers to develop cost and space-efficient solutions. Standard features include remote On/Off, over current protection, short circuit protection, wide input, and programmable output voltage.

Part Selection

Output Voltage	Input Voltage	Max. Output Current	Max. Output Power	Typical Efficiency	Model Number Active Low	Model Number Active High
0.75 V - 3.63 V ¹	2.4 V - 5.5 V	6 A	21.8 W	93%	SRBA-06F1AL	SRBA-06F1A0

Notes: 1. These modules use a buck topology, so the output voltages must be 0.5 V less than the input voltage.
2. Add "G" to the end of the Model Number to indicate Tray Packaging.

Absolute Maximum Ratings

Parameter	Min	Typ	Max	Notes
Input Voltage (continuous)	-0.3 V	-	5.8 V	
Output Enable Terminal Voltage	-0.3 V	-	5.5 V	
Ambient Temperature	-40 °C	-	85 °C	
Storage Temperature	-55 °C	-	125 °C	

Note: All specifications are typical at 25 °C unless otherwise stated.

NON-ISOLATED DC/DC CONVERTERS

2.4 V-5.5 V Input 0.75 V-3.63 V/6 A Output



Input Specifications

Parameter	Min	Typ	Max	Notes
Input Voltage	2.4 V	-	5.5 V	$V_{o, set} \leq V_{in} - 0.5 V$
Input Current (full load)				
$V_o=3.3V$	-	-	4.73 A	
$V_o=2.5V$	-	-	3.66 A	
$V_o=1.8V$	-	-	4.09 A	
$V_o=1.5V$	-	-	4.31 A	
$V_o=1.2V$	-	-	3.57 A	
$V_o=0.75V$	-	-	2.40 A	
Input Current (no load)				
$V_o=3.3 V$	-	50 mA	-	
$V_o=0.75 V$	-	25 mA	-	
Remote Off Input Current	-	0.6 mA	-	
Input Reflected Ripple Current (pk-pk)	-	120 mA	-	Tested with simulated source impedance of 1 μH , 5 Hz to 20 MHz, one 1000 $\mu F/25 V$ AL capacitor and two 100 $\mu F/10 V$ Tantalum capacitor at the input.
Input Reflected Ripple Current (rms)	-	35 mA	-	
I^2t Inrush Current Transient	-	-	0.04 A^2s	
Turn-on Voltage Threshold	-	2.05 V	2.4 V	
Turn-off Voltage Threshold	1.8 V	2.0 V	-	

Output Specifications

Parameter	Min	Typ	Max	Notes
Output Voltage Set Point	-2% $V_{o, set}$	-	2% $V_{o, set}$	$V_{in}=5 V, I_o=50\%I_{o, max}$
Output Voltage Set Point	-3% $V_{o, set}$	-	3% $V_{o, set}$	Over all operating input voltages, resistive loads and temperature conditions
Adjustment Range Selected by External Resistor or Voltage	0.7525 V	-	3.63 V	
Load Regulation	-	0.4% $V_{o, set}$	-	$I_o=I_o, min$ to 50% I_o, max
Line Regulation	-	0.3% $V_{o, set}$	-	$V_{in}=50\% V_{in, min}$ to $V_{in, max}$
Regulation Over Temperature (-40 °C to +85 °C)	-	0.4% $V_{o, set}$	-	$T_{ref}=T_a, min$ to T_a, max
Output Current	0 A	-	6 A	
Current Limit Threshold	9 A	-	18 A	
Short Circuit Surge Transient	-	0.32 A^2s	-	
Ripple and Noise (pk-pk)	-	40 mV	70 mV	Tested with 0-20 MHz, with 10 μF Tantalum capacitor & 1 $\mu F/10 V$ ceramic capacitor at the output.
Ripple and Noise (rms)	-	10 mV	30 mV	
Turn on Time	-	6 mS	10 mS	
Overshoot at Turn on	-	-	3%	
Output Capacitance				
ESR $\geq 1mohm$	0 μF	-	1000 μF	
ESR $\geq 10mohm$	0 μF	-	3000 μF	
Transient Response				
50% ~ 100% Max Load	$V_o = 0.75 V - 3.63 V$	-	130 mV	di/dt=2.5 A/ μS ; $V_{in}=5 V$; and with 10 μF Tantalum capacitor & 1 $\mu F/10 V$ TDK ceramic capacitor at the output
Settling Time		-	25 μS	
100% ~ 50% Max Load		-	130 mV	
Settling Time		-	25 μS	

Note: All specifications are typical at nominal input, full load at 25 °C unless otherwise stated.

NON-ISOLATED DC/DC CONVERTERS

2.4 V-5.5 V Input 0.75 V-3.63 V/6 A Output



General Specifications

Parameter	Min	Typ	Max	Notes
Efficiency				Measured at Vin=5 V, full load
Vo=3.3 V	-	93%	-	
Vo=2.5 V	-	91%	-	
Vo=1.8 V	-	88%	-	
Vo=1.5 V	-	87%	-	
Vo=1.2 V	-	84%	-	
Vo=0.75 V	-	78%	-	
Switching Frequency	250 kHz	300 kHz	350 kHz	
Over Temperature Shutdown	-	135 °C	-	
Output Voltage Trim Range	0.7525 V	-	3.63 V	
MTBF	6,954,974 hours			Calculated Per Bell Core SR-332 (Vin=5 V; Vo=0.75 V; Io = 4.8 A; Ta = 25°C)
Dimensions				
Inches (L x W x H)	1.0 x 0.5 x 0.243			
Millimeters (L x W x H)	25.4 x 12.7 x 6.16			
Weight	-	5 g	-	

Note: All specifications are typical at 25 °C unless otherwise stated.

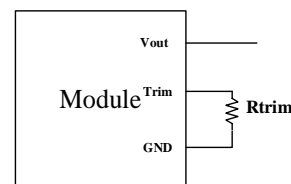
Control Specifications

Parameter	Min	Typ	Max	Notes
Remote On/Off				
Signal Low (Unit Off)	-0.2 V	-	0.3 V	SRBA-06F1A0; Remote On/Off pin open, Unit on.
Signal High (Unit On)	-	-	Vin, max	
Signal Low (Unit On)	-0.2 V	-	0.3 V	SRBA-06F1AL; Remote On/Off pin open, Unit on.
Signal High (Unit Off)	1.5 V	-	Vin, max	

Output Trim Equations

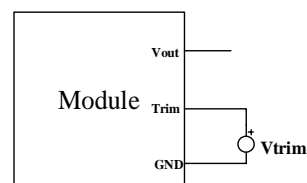
Equation for calculating the trim resistor (in kΩ) given the desired adjusted voltage (Vadj) is shown below. The Trim Up resistor should be connected between the Trim pin and Ground.

$$R_{trim} = \frac{21.07}{V_{adj} - 0.7525} - 5.11$$



Equation for calculating the trim voltage (in V) given the desired adjusted voltage (Vadj) is shown below. The Trim Up voltage should be connected between the Trim pin and Ground.

$$V_{trim} = 0.7 - 0.1698 \times (V_{adj} - 0.7525)$$

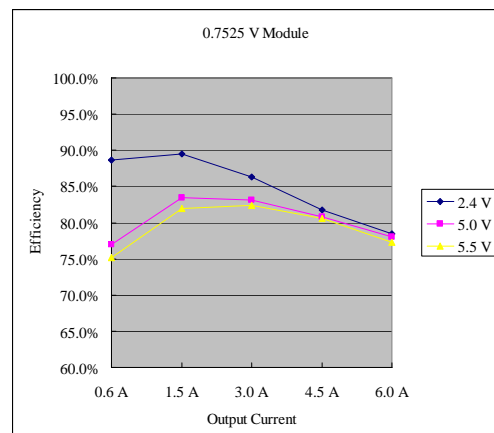
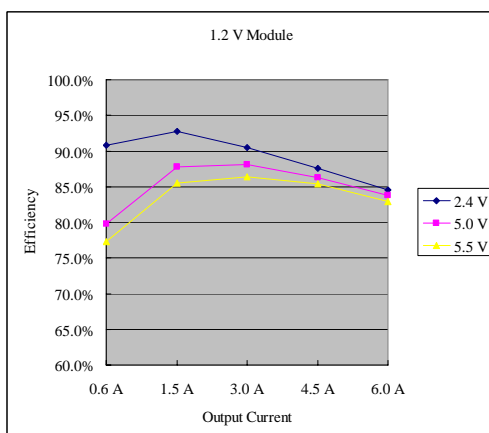
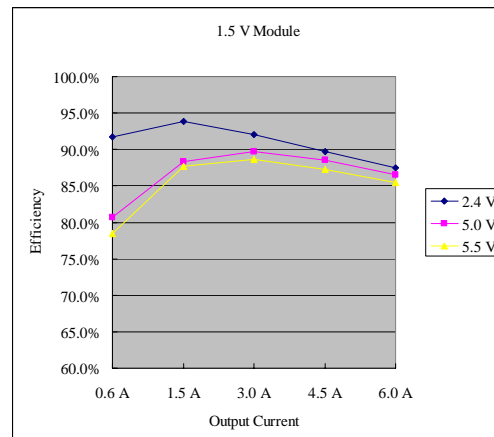
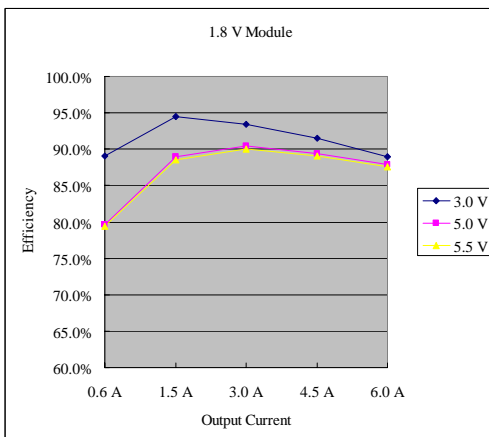
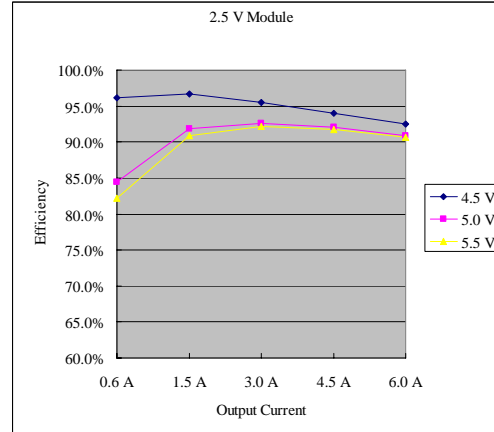
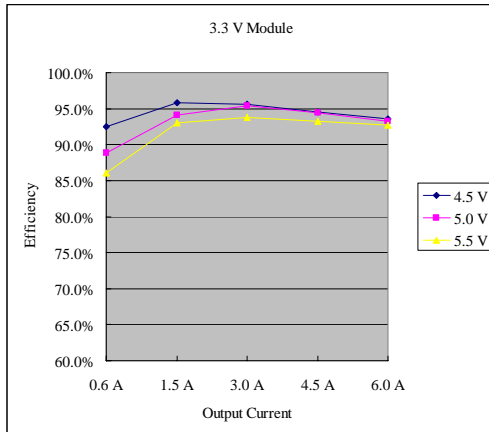


NON-ISOLATED DC/DC CONVERTERS

2.4 V-5.5 V Input 0.75 V-3.63 V/6 A Output



Efficiency Data



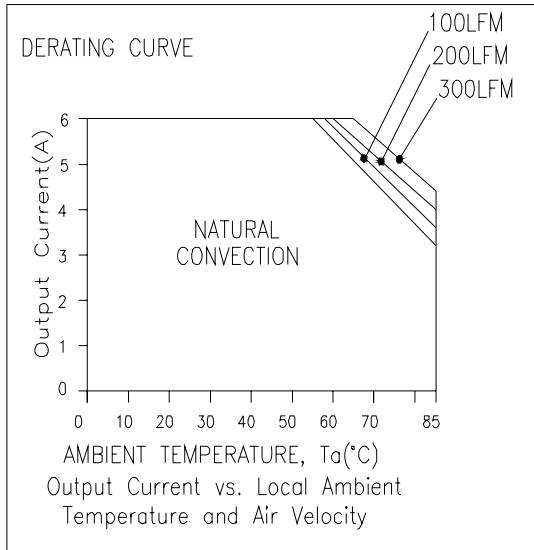
NON-ISOLATED DC/DC CONVERTERS

2.4 V-5.5 V Input

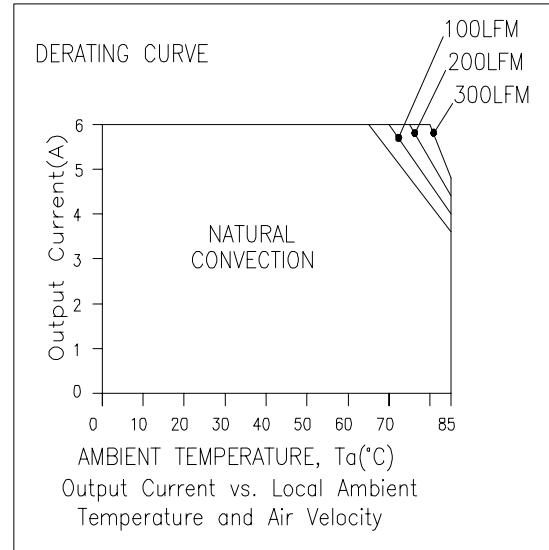
0.75 V-3.63 V/6 A Output



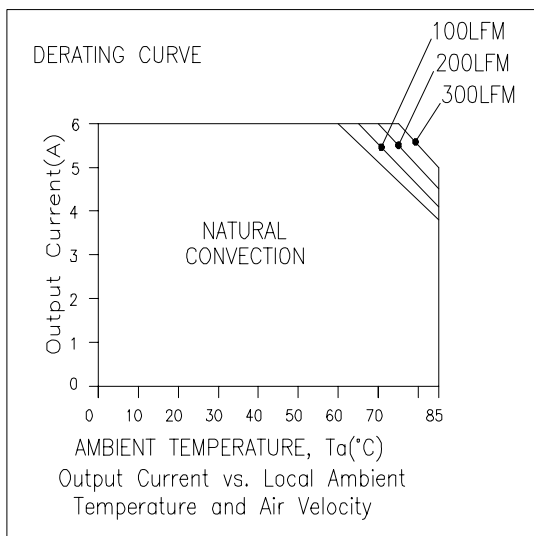
Thermal Derating Curves



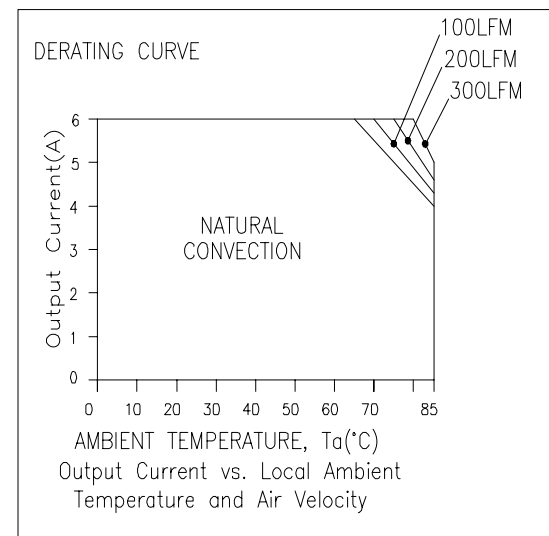
$V_{in}=5\text{ V}, V_o = 3.3\text{ V}$



$V_{in}=5\text{ V}, V_o = 0.75\text{ V}$



$V_{in}=4.5\text{ V}, V_o = 2.5\text{ V}$



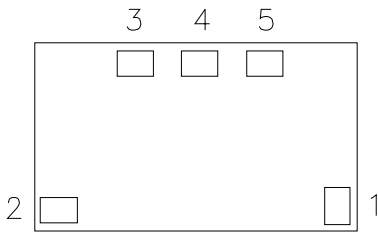
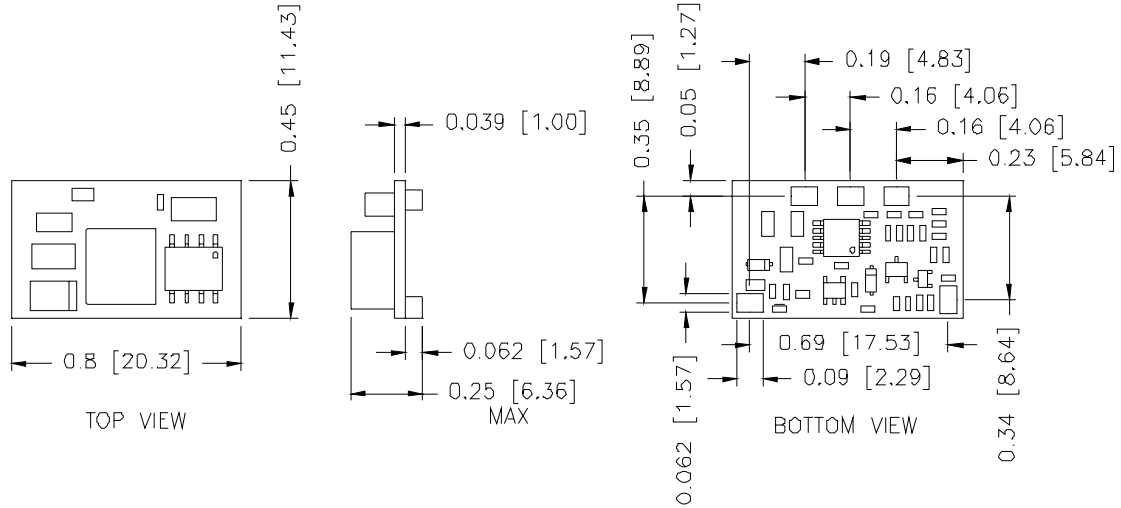
$V_{in}=3.3\text{ V}, V_o = 0.75\text{ V}$

NON-ISOLATED DC/DC CONVERTERS

2.4 V-5.5 V Input 0.75 V-3.63 V/6 A Output

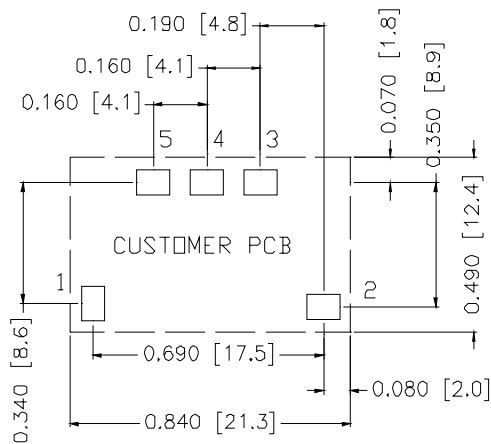


Mechanical Outline



Pin Connections

Pin	Function
1	Remote On/Off
2	Vin
3	Ground
4	Trim
5	Vout



PAD SIZE:
MIN: 0.12" * 0.095" (3.05mm * 2.41mm)
MAX: 0.135" * 0.11" (3.43mm * 2.79mm)

RoHS Compliance

Complies with the European Directive 2002/95/EC, calling for the elimination of lead and other hazardous substances from electronic products.



©2005 Bel Fuse Inc. Specifications subject to change without notice. 121305

CORPORATE

Bel Fuse Inc.
206 Van Vorst Street
Jersey City, NJ 07302
Tel 201-432-0463
Fax 201-432-9542
www.belfuse.com

FAR EAST

Bel Fuse Ltd.
8F/ 8 Luk Hop Street
San Po Kong
Kowloon, Hong Kong
Tel 852-2328-5515
Fax 852-2352-3706
www.belfuse.com

EUROPE

Bel Fuse Europe Ltd.
Preston Technology Management Centre
Marsh Lane, Suite G7, Preston
Lancashire, PR1 8UD, U.K.
Tel 44-1772-556601
Fax 44-1772-888366
www.belfuse.com