


REL-IRG 24

Order No.: 2960261



<http://eshop.phoenixcontact.de/phoenix/treeViewClick.do?UID=2960261>

Industrial relay, size 1, contact: 4 PDTs, input voltage 24 V DC

Commercial data	
EAN	4017918086671
Pack	10 pcs.
Customs tariff	85364190
Weight/Piece	0.03937 KG
Catalog page information	Page 105 (IF-2002)

Product notes

WEEE/RoHS-compliant since:
11/21/2006



<http://www.download.phoenixcontact.com>
Please note that the data given here has been taken from the online catalog. For comprehensive information and data, please refer to the user documentation. The General Terms and Conditions of Use apply to Internet downloads.

Technical data

Coil side

Nominal input voltage U_N	24 V DC
-----------------------------	---------

Input voltage range in reference to U_N	(refer to the diagram)
Nominal input current at U_{IN}	38 mA
Typical response time	13 ms
Typical release time	8 ms
Coil resistance	630 Ω \pm 15%

Contact side

Contact type	Single contact
Contact material	AgNi, 3 μ m hard gold-plated
Maximum switching voltage	250 V AC 125 V DC
Minimum switching voltage	1 V
Maximum inrush current	12 A (15 ms)
Min. switching current	1 mA
Limiting continuous current	5 A
Interrupting rating (ohmic load) max.	(refer to the diagram) 1250 VA (for 250 V AC)

General data

Test voltage relay winding/relay contact	2 kV AC (50 Hz, 1 min)
Test voltage PDT/PDT	2 kV AC (50 Hz, 1 min)
Ambient temperature (operation)	-55 °C ... 70 °C
Ambient temperature (storage/transport)	-55 °C ... 70 °C
Operating mode	100% operating factor
Service life mechanical	Approx. 5×10^7 cycles
Standards/regulations	IEC 60664 IEC 60664 A DIN VDE 0110
Pollution degree	2
Surge voltage category	II

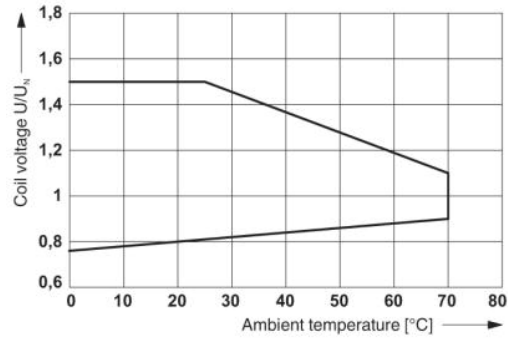
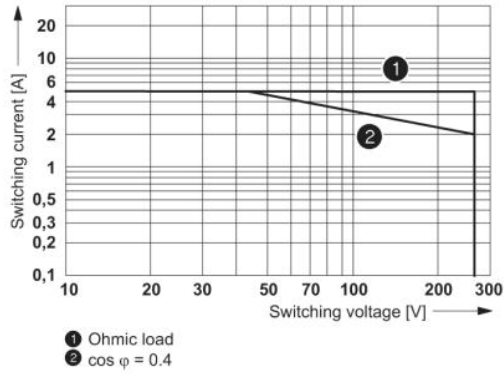
Certificates / Approvals

Certification

GOST

Diagrams/Drawings

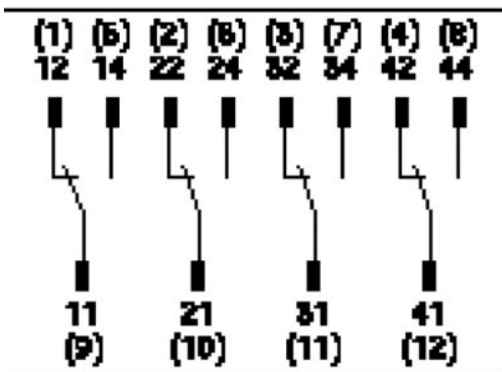
Diagram



Operating voltage range

Interrupting rating

Circuit diagram



Address

PHOENIX CONTACT Deutschland GmbH
Flachmarktstr. 8
32825 Blomberg, Germany
Phone +49 5235 3 12000
Fax +49 5235 3 41200
<http://www.phoenixcontact.de>



© 2010 Phoenix Contact
Technical modifications reserved;