

WPD 105 1X35+1X16/2X25+3X16 BK**Weidmüller Interface GmbH & Co. KG**

Klingenbergstraße 26

D-32758 Detmold

Germany

www.weidmueller.com

**Power feed-in**

Our wide range of W-Series terminal blocks with our WPD main line branch terminals, which are optimised to guarantee both convenience and space gains, ensures a secure and convenient connection at the power feed-in.

General ordering data

Version	W-Series, Distribution block, Rated cross-section: Screw connection
Order No.	2725410000
Type	WPD 105 1X35+1X16/2X25+3X16 BK
GTIN (EAN)	4050118796179
Qty.	1 pc(s).

Creation date September 14, 2021 3:38:51 AM CEST

Catalogue status 10.09.2021 / We reserve the right to make technical changes.

WPD 105 1X35+1X16/2X25+3X16 BK**Weidmüller Interface GmbH & Co. KG**

Klingenbergstraße 26

D-32758 Detmold

Germany

www.weidmueller.com

Technical data**Dimensions and weights**

Depth	53.7 mm	Depth (inches)	2.114 inch
Height	70 mm	Height (inches)	2.756 inch
Width	35.6 mm	Width (inches)	1.402 inch
Net weight	138 g		

Temperatures

Storage temperature	-25 °C...55 °C	Continuous operating temp., min.	-50 °C
Continuous operating temp., max.	130 °C		

Environmental Product Compliance

REACH SVHC	Lead 7439-92-1
------------	----------------

Material data

Material	Wemid	Colour	black
UL 94 flammability rating	V-0		

System specifications

Version	Screw connection	End cover plate required	No
Number of potentials	1	Number of levels	1
Number of clamping points per level	2	Number of potentials per tier	1
Levels cross-connected internally	Yes	Rail	Mounting plate, TS 35
N-function	Yes	PE function	No
PEN function	No		

Additional technical data

Open sides	closed	Type of mounting	Snap-on
------------	--------	------------------	---------

Conductors for clamping (rated connection)

Connection direction	on side	Type of connection	Screw connection
----------------------	---------	--------------------	------------------

General

Number of poles	1	Rail	Mounting plate, TS 35
Standards	IEC 60947-7-1, UL 1059		

Rating data

Rated AC voltage	1,000 V	Rated DC voltage	1,000 V DC
Rated current	214 A	Current at maximum wires	125 A
Standards	IEC 60947-7-1, UL 1059		

Classifications

ETIM 6.0	EC000897	ETIM 7.0	EC000897
ETIM 8.0	EC000897	ECLASS 9.0	27-14-11-20
ECLASS 9.1	27-14-11-20	ECLASS 10.0	27-14-11-20
ECLASS 11.0	27-14-11-20		

Data sheet**WPD 105 1X35+1X16/2X25+3X16 BK****Weidmüller Interface GmbH & Co. KG**
Klingenbergstraße 26
D-32758 Detmold
Germany

www.weidmueller.com

Technical data**Approvals**

Approvals



ROHS

Conform

DownloadsApproval/Certificate/Document of
Conformity[Declaration of Conformity](#)

Catalogues

[Catalogues in PDF-format](#)

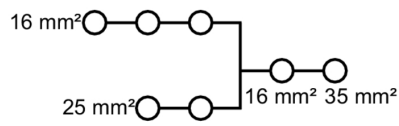
Data sheet

WPD 105 1X35+1X16/2X25+3X16 BK

Weidmüller Interface GmbH & Co. KG
Klingenbergstraße 26
D-32758 Detmold
Germany

www.weidmueller.com

Drawings



Power distribution

Screw connection

W-Series

WPD 105 1x35+1x16/2x25+3x16



Width / Height / Depth	mm
max. current / max. conductor	A/mm ²
max. clamping range	mm ²

Technical data

Rated data		
Rated voltage		V
Rated current		A
for wire cross-section	35 mm ²	mm ²
Rated impulse withstand voltage / Pollution severity		
Overvoltage category / UL 94 flammability rating		
Approvals		
Clamped conductors (H05V/H07V)		
Solid / Stranded	35 mm ²	mm ²
	25 mm ²	mm ²
	16 mm ²	mm ²
Flexible with ferrule	35 mm ²	mm ²
	25 mm ²	mm ²
	16 mm ²	mm ²
Stripping length / Blade size	35 mm ²	mm/-
	25 mm ²	mm/-
	16 mm ²	mm/-
Tightening torque		Nm
Note		

Ordering data

Version	
	grey
	blue
	red
	black
Note	

Accessories

Cross connection	
	2-pole
	3-pole
End bracket	
	dark beige
	dark beige
Screwdriver	
	SET

WPD 105

35 mm²


35.6 / 53.7 / 70	16 mm ²	16 mm ²	16 mm ²
125 / 35	25 mm ²	16 mm ²	35 mm ²
2.5...35			

IEC 60947-7-1 (Cu), UL 1059 (Cu+Al)

IEC	UL	CSA	EN 60079-7
1000	600	600	690
125	115	85	125
35	AWG 12...2	AWG 12...2	35
8 kV / 3			
III / V-0			

Rated connection

4...35 / 4...35
2.5...25 / 2.5...25
1.5...16 / 1.5...16
2.5...25
1.5...16
1.5...10
19 / M8
14 / M6
12 / M6

see appendix at the end of the chapter

Type	Qty.	Order No.
WPD 105 1x35+1x16/2x25+3x16 GY	1	1562170000
WPD 105 1x35+1x16/2x25+3x16 BL	1	2518540000
WPD 105 1x35+1x16/2x25+3x16 RD	1	2725310000
WPD 105 1x35+1x16/2x25+3x16 BK	1	2725410000

Type	Qty.	Order No.
WQB WPD X05/2	20	1561960000
WQB WPD X05/3	20	1561970000
WEW 35/2	100	1061200000
AEB 35 SC/1	50	1991920000
SDK PZ2 X 100	1	2749450000
SK WSD-S 1,5-10,0	1	9008850000

WPD 205

35 mm²


71.2 / 53.7 / 70	16 mm ²	16 mm ²	16 mm ²
125 / 35	25 mm ²	16 mm ²	35 mm ²
2.5...35			

IEC 60947-7-1 (Cu), UL 1059 (Cu+Al)

IEC	UL	CSA	EN 60079-7
1000	600	600	690
125	115	85	125
35	AWG 12...2	AWG 12...2	35
8 kV / 3			
III / V-0			

Rated connection

4...35 / 4...35
2.5...25 / 2.5...25
1.5...16 / 1.5...16
2.5...25
1.5...16
1.5...10
19 / M8
14 / M6
12 / M6

see appendix at the end of the chapter

Type	Qty.	Order No.
WPD 205 2x35/4x25+6x16 2xGY	1	1562180000
WPD 205 2x35/4x25+6x16 2xBL	1	2519470000
WPD 205 2x35/4x25+6x16 2xRD	1	2725320000
WPD 205 2x35/4x25+6x16 2xBK	1	2725420000

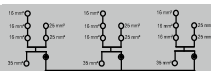
Type	Qty.	Order No.
WEW 35/2	100	1061200000
AEB 35 SC/1	50	1991920000
SDK PZ2 X 100	1	2749450000
SK WSD-S 1,5-10,0	1	9008850000

WPD 305

35 mm²



106.8 / 53.7 / 70
125 / 35
2.5...35



IEC 60947-7-1 (Cu), UL 1059 (Cu+Al)

IEC	UL	CSA	EN 60079-7
1000	600	600	690
125	115	85	125
35	AWG 12...2	AWG 12...2	35
8 kV / 3			
III / V-0			

Rated connection

4...35 / 4...35
2.5...25 / 2.5...25
1.5...16 / 1.5...16
2.5...25
1.5...16
1.5...10
19 / M8
14 / M6
12 / M6


see appendix at the end of the chapter



B

Type	Qty.	Order No.
WPD 305 3x35/6x25+9x16 3xGY	1	1562190000
WPD 305 3x35/6x25+9x16 3xBL	1	2521770000
WPD 305 3x35/6x25+9x16 3xRD	1	2725330000
WPD 305 3x35/6x25+9x16 3xBK	1	2725430000

Type	Qty.	Order No.
WEW 35/2	100	1061200000
AEB 35 SC/1	50	1991920000
SDK P22 X 100	1	2749450000
SK WSD-S 1,5-10,0	1	9008850000

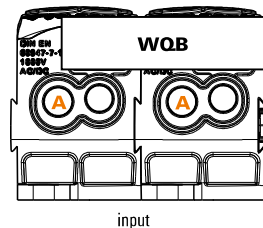
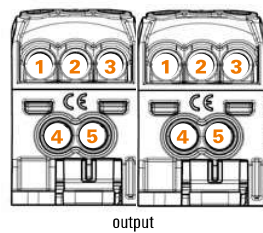


Power distribution
Screw connection

Conductor connection data according to IEC 60947-7-1 (Cu), UL 1059 (Cu+Al)

Input	connection point A			
	Copper		Aluminium*	
35 mm ²	3,5 Nm	3,5 Nm	11,3 Nm	11,3 Nm
25 mm ²				
16 mm ²				
10 mm ²				
6 mm ²				
4 mm ²				
2,5 mm ²				
Stripping lengths	19 mm			
Allen screw	M8			

* Values according to UL 1059



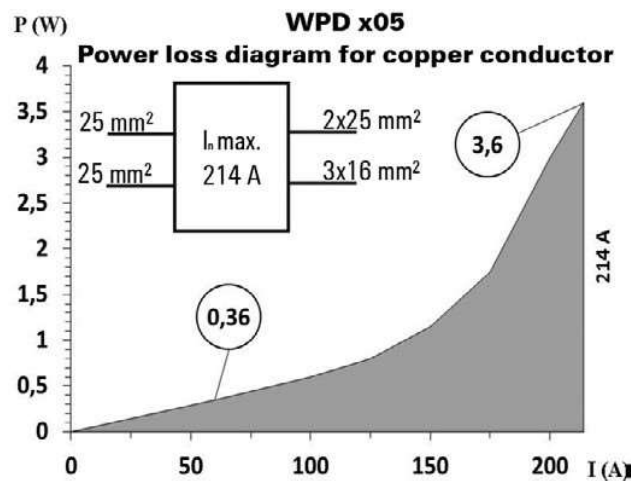
Output	connection point 1/2/3				connection point 4/5				connection point B					
	Copper		Aluminium*		Copper		Aluminium*		Copper		Aluminium*			
25 mm ²	2 Nm	2 Nm	5,1 Nm	2,5 Nm	2,5 Nm	5,1 Nm	5,1 Nm	2,5 Nm	2,5 Nm	5,1 Nm	2,5 Nm	2,5 Nm		
16 mm ²														
10 mm ²														
6 mm ²														
4 mm ²														
2,5 mm ²														
1,5 mm ²														
Stripping lengths	12 mm				14 mm				19 mm					
Allen screw	M6				M6				M6					

* Values according to UL 1059




B















- Stranded
- Solid
- Flexible with ferrule
- Sector shaped



UL Rating data according to UL 1059

Certificate no. (UR)		XCFR2.E60693			
connection point A					
Input (line)	Copper		Aluminium		
					
AWG 2	31 Lb In.	31 Lb In.	100 Lb In.	100 Lb In.	
AWG 4					
AWG 6					
AWG 8					
AWG 10					
AWG 12					
max. current	115 A	85 A	90 A	65 A	
Voltage size B,C (UR)	600 V				

output (load)	connection point 1/2/3				connection point 4/5				connection point B						
	Copper		Aluminium		Copper		Aluminium		Copper		Aluminium				
															
AWG 4	22.1 Lb In.	22.1 Lb In.	45.1 Lb In.	22.1 Lb In.	22.1 Lb In.	22.1 Lb In.	45.1 Lb In.	45.1 Lb In.	22.1 Lb In.	22.1 Lb In.	22.1 Lb In.	45.1 Lb In.			
AWG 6															
AWG 8															
AWG 10															
AWG 12															
AWG 14															
AWG 16															
max. current	65 A	50 A	50 A		85 A	65 A	65 A	50 A	65 A	50 A	50 A				
Voltage size B,C (UR)	600 V														

 Stranded
  Solid
  Flexible with ferrule
  Sector shaped

CSA-Bemessungsdaten nach CSA 22.2 Nr. 158

Certificate No. (CSA)		269832						
	Input		Output					
	CP* A	CP* 1/2/3	CP* 4/5	CP*B				
AWG 4	31 Lb In.	22.1 Lb In.	22.1 Lb In.	22.1 Lb In.				
AWG 4								
AWG 6								
AWG 8								
AWG 10								
AWG 12								
AWG 14								
AWG 16								
max. current	115 A	85 A	85 A	85 A				
Voltage size C (CSA)	600 V							
* CP - connection point								

B

