
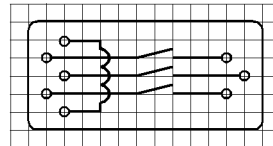
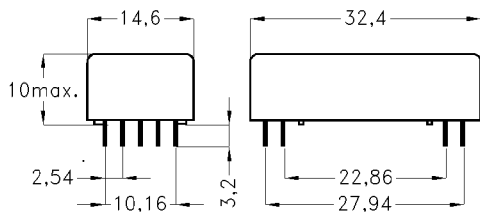


LAYOUT
pitch 2.54 mm/Top view



MARKING
Aufdruck

MEDER-Label
 Type/Layout
 Production code,
 EN60062/Factory code

Pins: Ø0.65 mm
 L = 3.2±0.3 mm
 Material: Cu-alloy tinned

Abmessungen / dimensions (mm)
 Tolerances acc. to DIN ISO 2768-m

Coil Data at 20 °C	Conditions	Min	Typ	Max	Unit
Coil resistance		1.880	2.085	2.290	Ohm
Coil voltage			24		VDC
Rated power			276		mW
Pull-In voltage				16,8	VDC
Drop-Out voltage		2			VDC

Contact data 66	Conditions	Min	Typ	Max	Unit
Contact-form		A			
Contact-material		Rhodium			
Contact rating	Any DC combination of V & A not to exceed their individual max.'s			10	W
Switching voltage (>20 AT)	DC or Peak AC			200	V
Switching current	DC or Peak AC			0,5	A
Carry current	DC or Peak AC			1,25	A
Contact resistance static	Measured with 40% overdrive Start Value			150	mOhm
Contact resistance dynamic	Maximum value 1,5 ms after excitation Start Value			200	mOhm
Insulation resistance	RH <45 %, 100 VDC test voltage	10			GOhm
Breakdown voltage (>20 AT)	according to IEC 255-5	225			VDC
Operate time incl. bounce	measured with 40% overdrive			0,5	ms
Release time	measured with no coil excitation			0,1	ms
Capacitance	@ 10 kHz across open switch		0,2		pF

Special Product Data	Conditions	Min	Typ	Max	Unit
Insulation resistance Coil/Contact	RH <45%, 200 VDC test voltage	1.000			GOhm
Insulation voltage Coil/Contact	according to IEC 255-5	2			kVAC
Housing material		Fe - magnetic screen			
Sealing compound		Polyurethan			
number of contacts		3			



Products for tomorrow...

Europe: +49 / 7731 8399 0 | Email: info@meder.com
USA: +1 / 508 295 0771 | Email: salesusa@meder.com
Asia: +852 / 2955 1682 | Email: salesasia@meder.com

Item No.:
8824371200
Item:
BE24-3A66-M
BE24-3A71-M

Environmental data	Conditions	Min	Typ	Max	Unit
Shock	1/2 sine wave duration 11ms			50	g
Vibration	from 10 - 2000 Hz			20	g
Ambient temperature		-20		70	°C
Storage temperature		-40		105	°C
Soldering temperature	wave soldering max. 5 sec			260	°C
Cleaning		fully sealed			

Modifications in the sense of technical progress are reserved

Designed at: 31.07.06 Designed by: WKOVACS Approval at: 21.10.08 Approval by: KOLBRICH
Last Change at: 21.10.08 Last Change by: ALICHTENSTEIN Approval at: Approval by:

Version: 02