

Solid-state relay module - PLC-OPT- 96DC/110DC/3RW - 2900395

Please be informed that the data shown in this PDF Document is generated from our Online Catalog. Please find the complete data in the user's documentation. Our General Terms of Use for Downloads are valid (<http://phoenixcontact.com/download>)




PLC-INTERFACE for railway applications, consisting of basic terminal block with push-in connection and integrated miniature solid-state relay, range: $0.7 \times U_N$ to $1.25 \times U_N$, temperature range: -25°C to $+70^\circ\text{C}$, 1 N/O contact, input: 96 V DC, output: 12 - 140 V DC/3 A

Your advantages

- Shock resistance according to DIN 50155 (requirements according to EN 61373)
- Temperature range of -25°C to $+70^\circ\text{C}$
- Input voltage range of $0.7 - 1.25 \times U_N$



Key Commercial Data

Packing unit	10 pc
GTIN	 4 046356 506946
GTIN	4046356506946

Technical data

Note

Utilization restriction	EMC: class A product, see manufacturer's declaration in the download area
-------------------------	---

Dimensions

Width	6.2 mm
Height	80 mm
Depth	86 mm

Ambient conditions

Ambient temperature (operation)	$-25^\circ\text{C} \dots 70^\circ\text{C}$
Ambient temperature (storage/transport)	$-40^\circ\text{C} \dots 85^\circ\text{C}$
Degree of protection	IP20

Input data

Nominal input voltage U_N	96 V DC
-----------------------------	---------

Solid-state relay module - PLC-OPT- 96DC/110DC/3RW - 2900395

Technical data

Input data

Input voltage range in reference to U_N	0.7 ... 1.25 ($t < 1 \text{ s} = 0.6 \dots 1.4 \times U_N$)
Input voltage range	67.2 V DC ... 120 V DC
Switching threshold "0" signal in reference to U_N	< 0.3
Switching threshold "1" signal in reference to U_N	> 0.6
Typical input current at U_N	5.5 mA
Typical response time	40 μs
Typical turn-off time	200 μs
Operating voltage display	Yellow LED
Type of protection	Reverse polarity protection
	Surge protection
Protective circuit/component	Series polarity protection diode
Surge voltage protection	> 150 V
Transmission frequency	300 Hz
Power dissipation for nominal condition	0.53 W

Output data

Output nominal voltage	110 V DC
Output voltage range	12 V DC ... 140 V DC ($t < 1 \text{ s} = 1.40 \times U_N$)
Limiting continuous current	3 A (see derating curve)
Surge voltage protection	> 150 V
Voltage drop at max. limiting continuous current	< 150 mV
Output circuit	2-wire, floating
Type of protection	Reverse polarity protection
	Surge protection
Protective circuit/component	Parallel polarity protection diode

Connection data, input side

Connection name	Input side
Connection method	Push-in connection
Stripping length	8 mm
Conductor cross section solid	0.14 mm ² ... 2.5 mm ²
Conductor cross section flexible	0.14 mm ² ... 2.5 mm ²
Conductor cross section AWG	26 ... 14

Connection data, output side

Connection name	Output side
Connection method	Push-in connection
Stripping length	8 mm
Conductor cross section solid	0.14 mm ² ... 2.5 mm ²
Conductor cross section flexible	0.14 mm ² ... 2.5 mm ²
Conductor cross section AWG	26 ... 14

General

Solid-state relay module - PLC-OPT- 96DC/110DC/3RW - 2900395

Technical data

General

Test voltage input/output	2.5 kV _{rms}
Mounting position	any
Assembly instructions	In rows with zero spacing
Operating mode	100% operating factor
Flammability rating according to UL 94	V0
Designation	Air clearances and creepage distances between the power circuits
Standards/regulations	IEC 60664
	EN 50178
Degree of pollution	2
Overvoltage category	III

Standards and Regulations

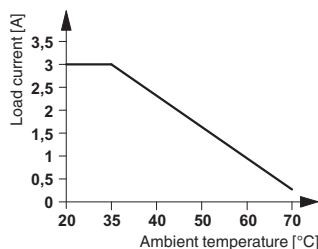
Connection in acc. with standard	CUL
Designation	Air clearances and creepage distances between the power circuits
Standards/regulations	IEC 60664
	EN 50178
Rated insulation voltage	160 V DC
Rated surge voltage	4 kV
Insulation	Basic insulation
Degree of pollution	2
Overvoltage category	III
Flammability rating according to UL 94	V0

Environmental Product Compliance

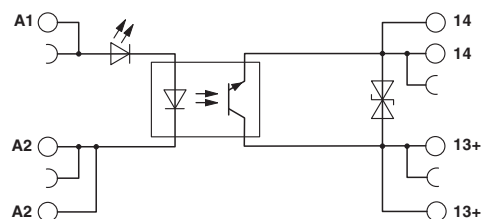
China RoHS	Environmentally Friendly Use Period = 50
	For details about hazardous substances go to tab "Downloads", Category "Manufacturer's declaration"

Drawings

Diagram



Circuit diagram



Approvals

Approvals

Solid-state relay module - PLC-OPT- 96DC/110DC/3RW - 2900395

Approvals

Approvals

UL Listed / UL Recognized / cUL Recognized / cUL Listed / EAC / cULus Recognized / cULus Listed

Ex Approvals

Approval details

UL Listed		http://database.ul.com/cgi-bin/XYV/template/LISEXT/1FRAME/index.htm	FILE E 172140
UL Recognized		http://database.ul.com/cgi-bin/XYV/template/LISEXT/1FRAME/index.htm	FILE E 238705
cUL Recognized		http://database.ul.com/cgi-bin/XYV/template/LISEXT/1FRAME/index.htm	FILE E 238705
cUL Listed		http://database.ul.com/cgi-bin/XYV/template/LISEXT/1FRAME/index.htm	FILE E 172140
EAC			RU C- DE.A*30.B.01082
cULus Recognized			
cULus Listed			

Phoenix Contact 2019 © - all rights reserved
<http://www.phoenixcontact.com>

PHOENIX CONTACT GmbH & Co. KG
Flachmarktstr. 8
32825 Blomberg
Germany
Tel. +49 5235 300
Fax +49 5235 3 41200
<http://www.phoenixcontact.com>