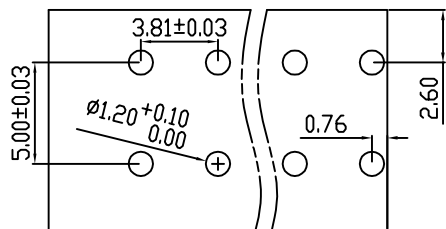
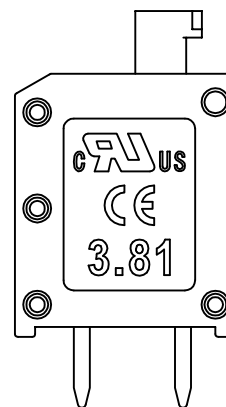
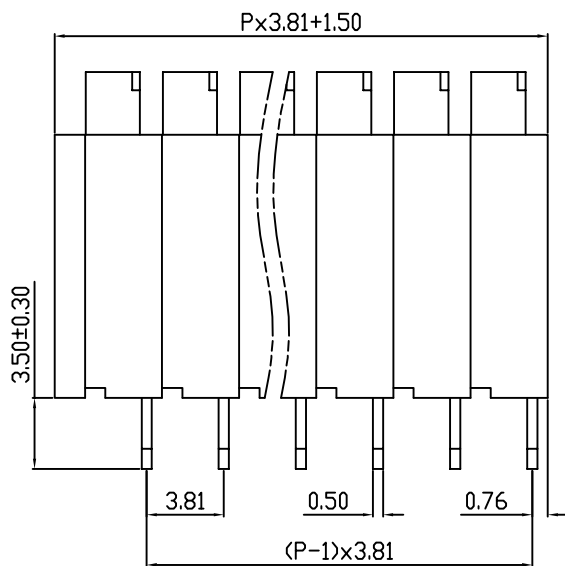
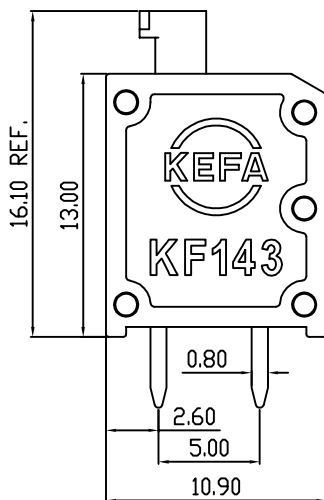
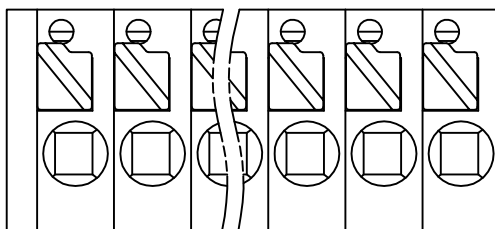


linear dimension(Tolerances Standard GB/T 14486-2008)								—	$\nabla$	$\perp$
variable range	to 6	over 6 to 10	over 10 to 30	over 30 to 60	over 60 to 100	over 100 to 160	over 160 to	to 10	over 10 to 100	over 100 to
tolerance	±0.20	±0.30	±0.50	±0.70	±1.00	±1.30	±1.60	0.10	0.30	0.60



PCB Layout



REVISION RECORD				
REV.	DESCRIPTION	ECN No.	APPROVED	DATE
A	新发行		CLF	21.10.09

UL/CUL 技术参数 UL/CUL Technical Data				
等级 Use Group	B	C	D	
额定电压 Rated Voltage [V]	300	-	300	
额定电流 Rated Current [A]	10	-	10	
接线范围 Wire Range	20-16			
单/多芯线 Solid/Stranded [AWG]	20-16			
耐电压 Withstanding Voltage	1600V/1Min			
IEC 技术参数 IEC Technical Data				
过电压类别 Overvoltage Category	III	III	II	
污染等级 Contamination Class	3	2	2	
额定电压 Rated Voltage [V]	250	320	630	
额定电流 Rated Current [A]	10	10	10	
额定冲击电压 Impulse withstand voltage <sup>a</sup> [KV]	4.0	4.0	4.0	
导线截面积 Conductor cross section 硬质/柔性导线 Solid/flexible [mm <sup>2</sup> ]	1.5			
材料 Material				
绝缘材料 Insulation Material	PA66			
阻燃等级 Imflammability	UL94V-0			
导体材料 Contactor Material	铜合金 Copper alloy			
导体表面镀层 Contactive Coating	镀锡 Tin Plated			
一般参数 Other Data				
间距 Pitch [mm]	3.81			
极数 Poles [P]	01~XX			
剥线长度 Stripping Length [mm]	9			
螺丝 Screw/扭矩 Torque(Max) [N.m]	-			
工作温度 Operating temperatur [°C]	-40~+105			
引针尺寸 Pin Dimensions [mm]	3.5			
PCB板孔径 PCB Hole Diameter [mm]	1.20			

DES.	SJD	DATE	21.10.09
CHK.	BY	DATE	21.10.09
APP.	CLF	DATE	21.10.09

单位/UNITS	mm	尺寸/SIZE	A4	比例/SCALE	1:1	第三视角/THIRD ANGLE PROJECTION	版本/REV	A
							名称/TITLE	KF143-3.81



慈溪市科发电子有限公司  
CIXI KEFA ELECTRONIC CO., LTD