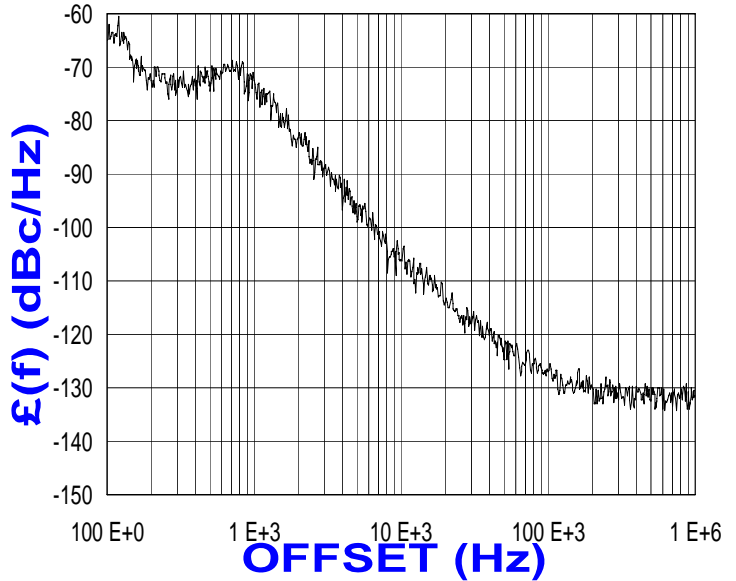




PHASE NOISE (1 Hz BW, typical)



FEATURES
<ul style="list-style-type: none"> • Frequency Range: 3280 - 3310 MHz • Step Size: 125 KHz • PLL-24H - Style Package
APPLICATIONS
<ul style="list-style-type: none"> • Digital Radio Equipment • Fixed Wireless Access • Satellite Communication Systems

PERFORMANCE SPECIFICATIONS	VALUE	UNITS
Frequency Range	3280 - 3310	MHz
Phase Noise @ 10 kHz offset (1 Hz BW, typ.)	-106	dBc/Hz
Harmonic Suppression (2nd, typ.)	-15	dBc
Sideband Spurs (typ.)	-70	dBc
Power Output	0±3	dBm
Load Impedance	50	Ω
Step Size	125	kHz
Charge Pump Output Current	5000	μ A
Switching Speed (typ., adjacent channel)	3	mSec
Startup Lock Time (typ.)	3	mSec
Operating Temperature Range	-40 to 85	$^{\circ}$ C
Package Style	PLL-24H	

POWER SUPPLY REQUIREMENTS	VALUE	UNITS
Supply Voltage (Vcc, nom.)	5	Vdc
Supply Current (Icc, typ.)	30	mA

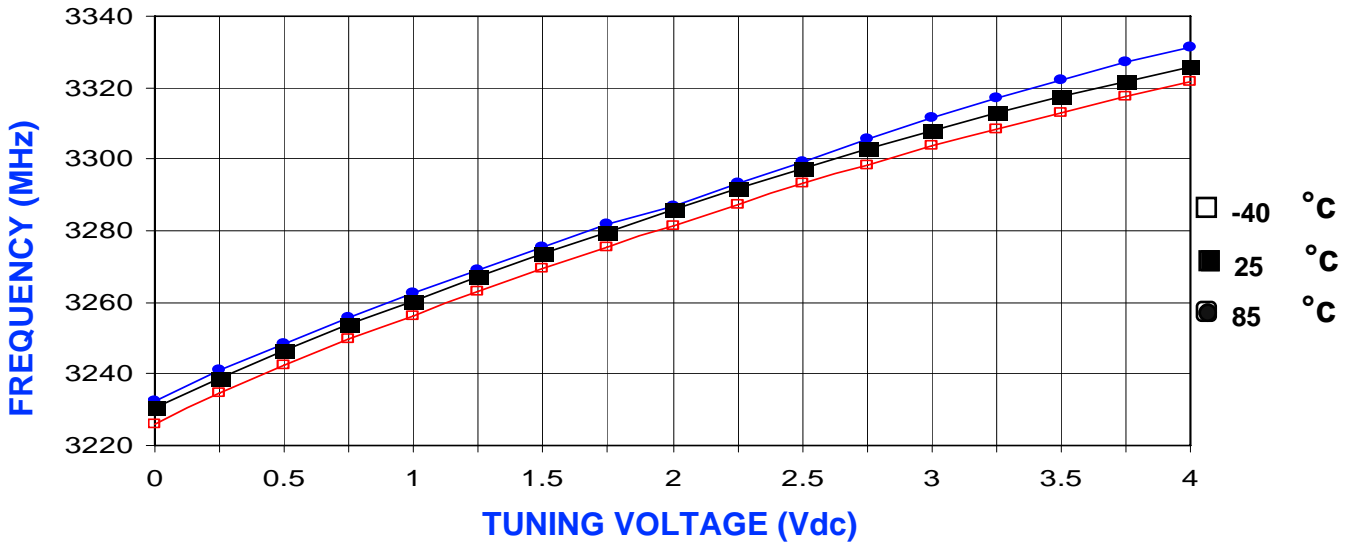
All specifications are typical unless otherwise noted and subject to change without notice.

APPLICATION NOTES
<ul style="list-style-type: none"> • AN-107 : How to Solder Z-COMM VCOs / PLLs • AN-202 : PLL Functional Description

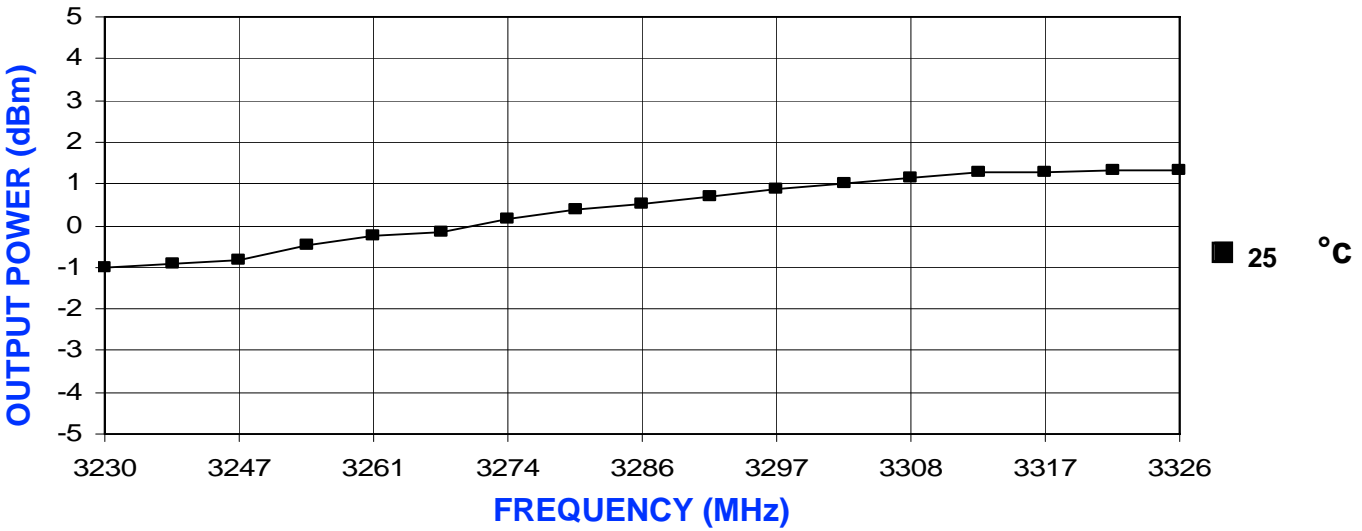
NOTES:

Reference Oscillator Signal: $5 \text{ MHz} < f_{\text{osc}} < 100 \text{ MHz}$ Prescaler: 32
 Frequency Synthesizer: Analog Devices - ADF4106

VCO TUNING CURVE, typ.



VCO POWER CURVE, typ.



PHYSICAL DIMENSIONS

