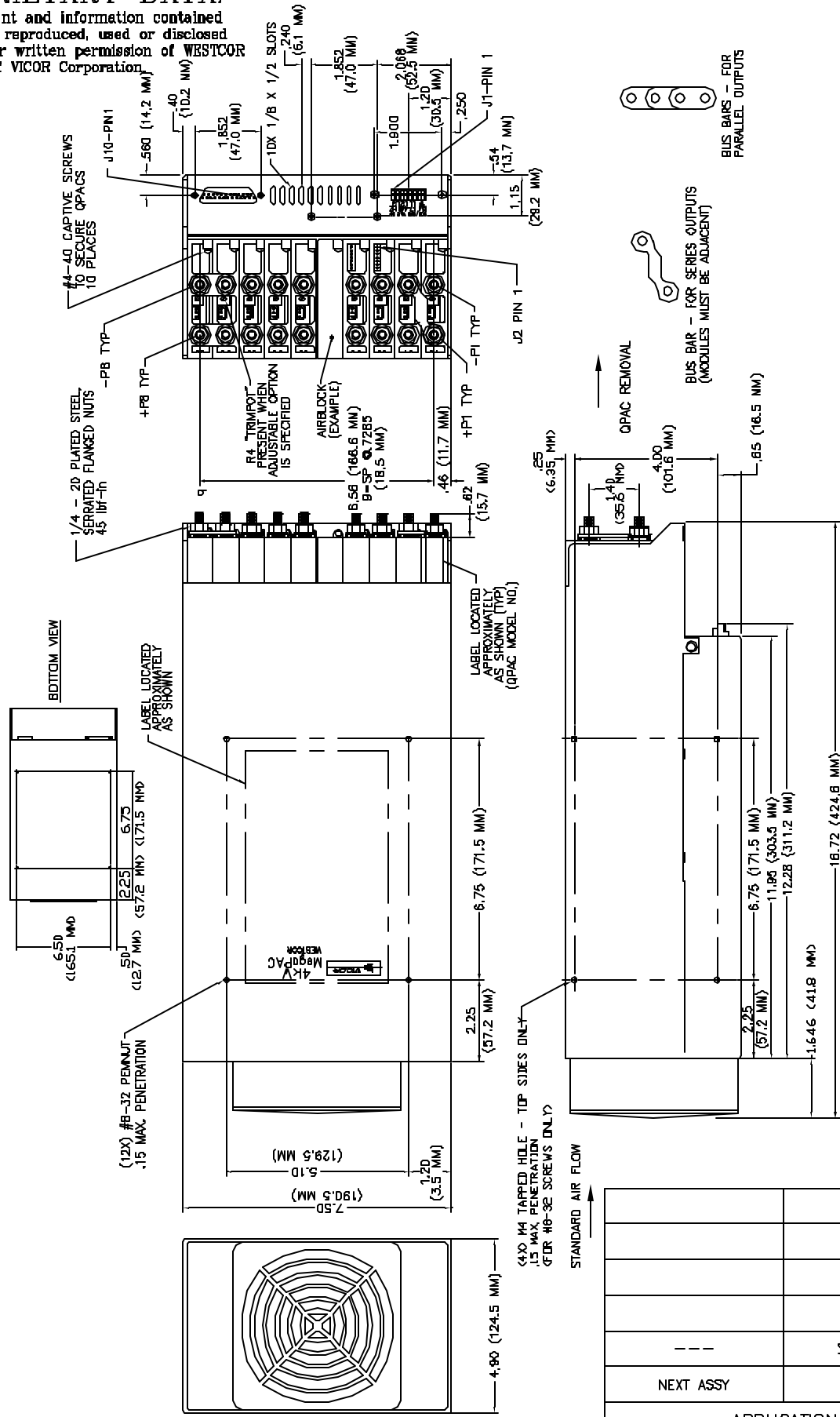


4kW MEGAPAC MECHANICAL AND CONNECTION DIAGRAMS:

PROPRIETARY DATA:
This document and information contained may not be reproduced, used or disclosed without prior written permission of WESTCOR a division of VICOR Corporation



(4X) M4 TAPPED HOLE - TOP SIDES ONLY
.15 MAX. PENETRATION
FOR #6-32 SCREWS ONLY
STANDARD AIR FLOW

APPLICATION	DO NOT SCALE DRAWING
NEXT ASSY	USED ON
MATERIAL	SEE MIS
FINISH	---

UNLESS OTHERWISE SPECIFIED DIMENSIONS ARE IN INCHES TOLERANCES ARE:	CONTRACT NO.
FRACTIONS: ± ---	---
DECIMALS: .XX ± .02	APPROVALS
ANGLES: .XXX ± .010	DATE
	DRAWN S.KEITH 05/01/97
	CHECKED LARRY KING 8/22/97
	APPROVED R.B. DRABING 8/22/97
	DESIGNED ---

SIZE	CAGE CODE	DWG NO.	REV
B	0E5V2	08-130063	B
SCALE	FILENAME	SHEET	1 OF 1
NONE	08-130063.		



OUTLINE 4kW MPAC EXT

DWG NO. 08-130063 SH 1 REV B

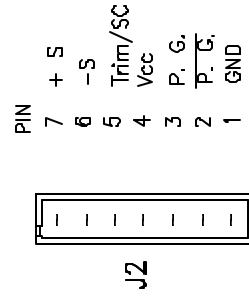
REVISIONS				
ECO	REV	DESCRIPTION	DATE	APPROVED
652	A	PRODUCTION RELEASE	8/22/97	RBD
--	A1	CHG: .600 DIM TO .250	06/05/00	LGK
1137	B	ADD REFERENCE TO VICOR WEB PAGE	3/21/02	RME

OUTPUT CONNECTIONS

DUAL QPAC (cont'd)

J1A & J1B Remote sense/output connectors are Molex #39-30-1060 Mini-Fit Jr. headers. Mating receptacle is Molex #39-01-2060 housing with #39-00-0039 terminals for 18-24 AWG stranded wire. Use Molex tool 11-01-0122.

J2 "Remote sense", "Trim/SC pin access" & "Power good" connector Molex #39-27-0072 to mate with #39-01-0073 housing, using #39-00-0031 terminals and 22-28 AWG stranded wire. Use Molex tool #11-01-0118.



R4 "Trimpot" present when adjustable output option is specified.

INPUT CONNECTIONS

J1 AMP #54489-4 Housing for 3Ø input with ground. Mating housing is AMP #54483-4 and contacts are AMP #53892-4 crimp or AMP #54329-1 solder. Use AMP Crimp tool #68347-1.

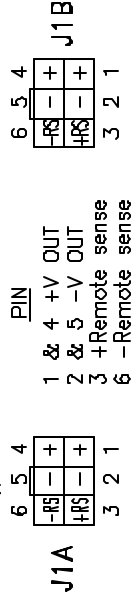
J10 INTERFACE CONNECTOR IDENTIFICATION

- 1 Signal Ground
- 2 Signal Ground
- 3 Overtemperature Warning
- 4 Analog Temperature
- 5 General Shutdown
- 6 No Connection
- 7 Enable/Disable #10
- 8 Enable/Disable #8
- 9 Enable/Disable #6
- 10 Enable/Disable #4
- 11 Enable/Disable #2
- 12 Signal Ground
- 13 Gate #1 Input (isolated)
- 14 Phase Fail
- 15 Signal Ground
- 16 Vcc +5 volt, 300 mA
- 17 Vcc +5 volt, 300 mA
- 18 A.C. Power OK
- 19 A.C. Power Fail
- 20 Enable/Disable #9
- 21 Enable/Disable #7
- 22 Enable/Disable #5
- 23 Enable/Disable #3
- 24 Enable/Disable #1
- 25 Gate #10 Output (isolated)

AMPHENOL 25 pin connector #841-17-DBFR-DA25P plug for flat ribbon cable. Mates with housing ADAM TECH #DB25-SR-SL and contacts #DCS-01B plus slide latch #HDW-043-25.

OUTPUT CONNECTIONS

DUAL QPAC



NOTE: A DETAILED DESIGN GUIDE IS AVAILABLE @ www.vicorpower.com