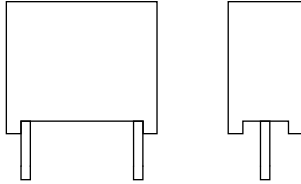




## Interference Suppression Film Capacitors MKT Radial Potted Type



### FEATURES

- Material categorization:  
For definitions of compliance please see [www.vishay.com/doc?99912](http://www.vishay.com/doc?99912)



RoHS  
COMPLIANT

QUICK REFERENCE DATA	
Rated AC voltage	250 V <sub>AC</sub> , 50 Hz/60 Hz
Terminals	Radial tinned wire
Coating	Plastic case, epoxy resin sealed, flame retardant, UL-class 94 V-0
Technical data	Please refer to <a href="http://www.vishay.com/doc?26525">www.vishay.com/doc?26525</a>

DIMENSION in millimeters AND ORDERING CODE	
LEAD LENGTH X (mm)	ORDERING CODE <sup>(1)</sup>
4 <sup>-1</sup>	F1710-...-1004
6 <sup>-1</sup>	F1710-...-1000
15 <sup>-1</sup>	F1710-...-1015
30 <sup>+5</sup>	F1710-...-1030

### Note

- <sup>(1)</sup> These capacitors can be delivered on continuous tape and reel (see [www.vishay.com/doc?28139](http://www.vishay.com/doc?28139)).  
The ordering code is then: F1710-...-1900 at H = 16 mm, F1710-...-1901 at H = 18.5 mm.

ELECTRICAL DATA AND ORDERING INFORMATION								
U <sub>RAC</sub> (V)	CAP. (µF)	TOL. (%)	PITCH (mm)	BOX NO.	DIMENSIONS W x H x L (mm) (+ 0.2 mm/- 0.4 mm)	WEIGHT LEAD LENGTH ≤ 6 <sup>-1</sup> mm (g)	QUANTITY PACKAGE LEAD LENGTH ≤ 6 <sup>-1</sup> mm (pcs)	ORDERING CODE <sup>(2)</sup>
250	0.0010	± 20	15	05	5.3 x 10.3 x 17.8	1.4	750	F1710-210-10 ..
	0.0012	± 20	15	05	5.3 x 10.3 x 17.8	1.4	750	F1710-212-10 ..
	0.0015	± 20	15	05	5.3 x 10.3 x 17.8	1.4	750	F1710-215-10 ..
	0.0018	± 20	15	05	5.3 x 10.3 x 17.8	1.4	750	F1710-218-10 ..
	0.0022	± 20	15	05	5.3 x 10.3 x 17.8	1.4	750	F1710-222-10 ..
	0.0027	± 20	15	05	5.3 x 10.3 x 17.8	1.4	750	F1710-227-10 ..
	0.0033	± 20	15	05	5.3 x 10.3 x 17.8	1.4	750	F1710-233-10 ..
	0.0039	± 20	15	05	5.3 x 10.3 x 17.8	1.4	750	F1710-239-10 ..
0.0047	± 20	15	05	5.3 x 10.3 x 17.8	1.4	750	F1710-247-10 ..	
0.0056	± 20	15	05	5.3 x 10.3 x 17.8	1.4	750	F1710-256-10 ..	



ELECTRICAL DATA AND ORDERING INFORMATION								
U <sub>RAC</sub> (V)	CAP. (μF)	TOL. (%)	PITCH (mm)	BOX NO.	DIMENSIONS W x H x L (mm) (+ 0.2 mm/- 0.4 mm)	WEIGHT LEAD LENGTH ≤ 6 <sup>-1</sup> mm (g)	QUANTITY PACKAGE LEAD LENGTH ≤ 6 <sup>-1</sup> mm (pcs)	ORDERING CODE <sup>(2)</sup>
250	<b>0.0068</b>	± 20	<b>15</b>	<b>05</b>	<b>5.3 x 10.3 x 17.8</b>	<b>1.4</b>	<b>750</b>	<b>F1710-268-10 ..</b>
	0.0082	± 20	15	06	6.3 x 12.3 x 17.8	2.0	500	F1710-282-10 ..
	<b>0.010</b>	± 20	<b>15</b>	<b>06</b>	<b>6.3 x 12.3 x 17.8</b>	<b>2.0</b>	<b>500</b>	<b>F1710-310-10 ..</b>
	0.012	± 20	15	07	7.3 x 13.3 x 17.8	2.4	450	F1710-312-10 ..
	<b>0.015</b>	± 20	<b>15</b>	<b>07</b>	<b>7.3 x 13.3 x 17.8</b>	<b>2.4</b>	<b>450</b>	<b>F1710-315-10 ..</b>
	0.018	± 20	15	28	8.3 x 17.3 x 17.8	3.4	300	F1710-318-10 ..
	<b>0.022</b>	± 20	<b>15</b>	<b>28</b>	<b>8.3 x 17.3 x 17.8</b>	<b>3.4</b>	<b>300</b>	<b>F1710-322-10 ..</b>
	0.027	± 20	22.5	09	6.3 x 14.3 x 26.3	3.5	260	F1710-327-10 ..
	<b>0.033</b>	± 20	<b>22.5</b>	<b>09</b>	<b>6.3 x 14.3 x 26.3</b>	<b>3.5</b>	<b>260</b>	<b>F1710-333-10 ..</b>
	0.039	± 20	22.5	11	7.3 x 15.3 x 26.3	3.9	235	F1710-339-10 ..
	<b>0.047</b>	± 20	<b>22.5</b>	<b>12</b>	<b>8.3 x 16.3 x 26.3</b>	<b>4.8</b>	<b>200</b>	<b>F1710-347-10 ..</b>
	0.056	± 20	22.5	13	10.3 x 18.3 x 26.3	6.6	170	F1710-356-10 ..
	<b>0.068</b>	± 20	<b>22.5</b>	<b>13</b>	<b>10.3 x 18.3 x 26.3</b>	<b>6.6</b>	<b>170</b>	<b>F1710-368-10 ..</b>
	0.082	± 20	27.5	14	11.0 x 20.3 x 31.3	9.4	125	F1710-382-10 ..
<b>0.100</b>	± 20	<b>27.5</b>	<b>14</b>	<b>11.0 x 21.0 x 31.0</b>	<b>9.4</b>	<b>125</b>	<b>F1710-410-10 ..</b>	

Notes

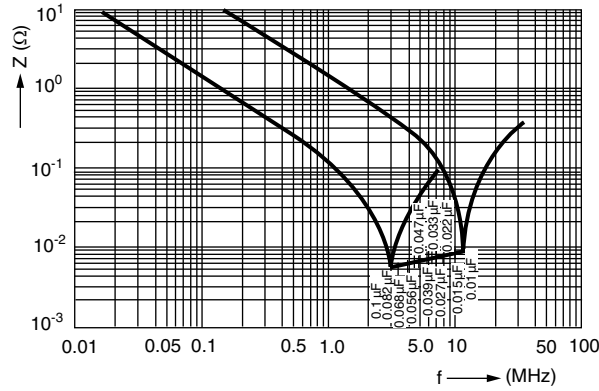
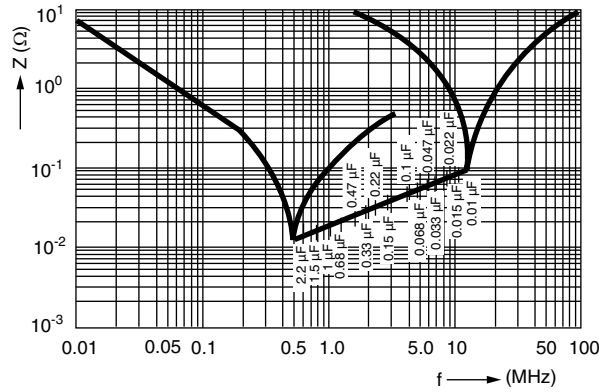
- Preferred values in bold print.

- (1) For further information about packaging quantities with different lead length and/or taped versions please see [www.vishay.com/doc?27608](http://www.vishay.com/doc?27608). Use box no. as reference.
- (2) These capacitors can be delivered on continuous tape and reel (see [www.vishay.com/doc?28139](http://www.vishay.com/doc?28139)). The ordering code is then: F1710-...-1900 at H = 16 mm, F1710-...-1901 at H = 18.5 mm.

APPROVALS				
COUNTRY	SPECIFICATION	ELECTRICAL VALUES	APPROVAL REFERENCE	APPROVAL MARK
U.S.A. (for AC 250 V)	UL 1283 UL 1414	0.01 μF X to 0.1 μF X 0.01 μF X to 0.1 μF X	E 76297 E 100682	
Canada (for AC 250 V)	C 22.2 No. 1-M 1994	1000 pF Y2 to 0.1 μF Y2	2167188	
<b>CB TEST-CERTIFICATE (for AC 275 V)</b>		1000 pF Y2 to 0.1 μF Y2	DE 1-8790	
Germany	EN 132 400; 1999 IEC 60384-14, 2nd edition, 1995	1000 pF Y2 to 0.1 μF X2	94613	
This approval mark together with the CB-certificate replace all national approval marks of the following countries (they have already signed the CB-agreement):				
Austria	Belgium	Denmark	Finland	Sweden
France	Germany	Ireland	Italy	Switzerland
Netherlands	Israel	Portugal	Spain	Great Britain
Japan	Norway	China	Poland	Czech. Republic
Singapore	Rep. of Korea	Hungary	Iceland	Slovenia



**IMPEDANCE (Z) AS A FUNCTION OF FREQUENCY (f) AT T<sub>a</sub> = 20 °C (AVERAGE)**



Measurement with lead length 6 mm.



## Disclaimer

ALL PRODUCT, PRODUCT SPECIFICATIONS AND DATA ARE SUBJECT TO CHANGE WITHOUT NOTICE TO IMPROVE RELIABILITY, FUNCTION OR DESIGN OR OTHERWISE.

Vishay Intertechnology, Inc., its affiliates, agents, and employees, and all persons acting on its or their behalf (collectively, "Vishay"), disclaim any and all liability for any errors, inaccuracies or incompleteness contained in any datasheet or in any other disclosure relating to any product.

Vishay makes no warranty, representation or guarantee regarding the suitability of the products for any particular purpose or the continuing production of any product. To the maximum extent permitted by applicable law, Vishay disclaims (i) any and all liability arising out of the application or use of any product, (ii) any and all liability, including without limitation special, consequential or incidental damages, and (iii) any and all implied warranties, including warranties of fitness for particular purpose, non-infringement and merchantability.

Statements regarding the suitability of products for certain types of applications are based on Vishay's knowledge of typical requirements that are often placed on Vishay products in generic applications. Such statements are not binding statements about the suitability of products for a particular application. It is the customer's responsibility to validate that a particular product with the properties described in the product specification is suitable for use in a particular application. Parameters provided in datasheets and/or specifications may vary in different applications and performance may vary over time. All operating parameters, including typical parameters, must be validated for each customer application by the customer's technical experts. Product specifications do not expand or otherwise modify Vishay's terms and conditions of purchase, including but not limited to the warranty expressed therein.

Except as expressly indicated in writing, Vishay products are not designed for use in medical, life-saving, or life-sustaining applications or for any other application in which the failure of the Vishay product could result in personal injury or death. Customers using or selling Vishay products not expressly indicated for use in such applications do so at their own risk. Please contact authorized Vishay personnel to obtain written terms and conditions regarding products designed for such applications.

No license, express or implied, by estoppel or otherwise, to any intellectual property rights is granted by this document or by any conduct of Vishay. Product names and markings noted herein may be trademarks of their respective owners.

## Material Category Policy

**Vishay Intertechnology, Inc. hereby certifies that all its products that are identified as RoHS-Compliant fulfill the definitions and restrictions defined under Directive 2011/65/EU of The European Parliament and of the Council of June 8, 2011 on the restriction of the use of certain hazardous substances in electrical and electronic equipment (EEE) - recast, unless otherwise specified as non-compliant.**

**Please note that some Vishay documentation may still make reference to RoHS Directive 2002/95/EC. We confirm that all the products identified as being compliant to Directive 2002/95/EC conform to Directive 2011/65/EU.**

**Vishay Intertechnology, Inc. hereby certifies that all its products that are identified as Halogen-Free follow Halogen-Free requirements as per JEDEC JS709A standards. Please note that some Vishay documentation may still make reference to the IEC 61249-2-21 definition. We confirm that all the products identified as being compliant to IEC 61249-2-21 conform to JEDEC JS709A standards.**