


EMC Components

Common Mode Choke Coils for Signal Line SMD

TCM Series TCM2010 Type

FEATURES

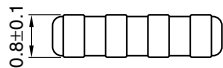
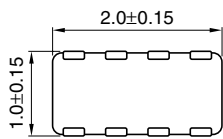
- With a size of 2.0×1.0 mm, this compact thin-film common mode filter features two circuits.
- We have succeeded in reducing its thickness to 0.8 mm.
- By providing wide bandwidth (cutoff frequency: 3GHz) for differential mode transfers while maintaining common mode impedance, this filter provides noise reduction and has almost no effect on high-speed differential transfer line signals.
- This product contains no lead and supports lead-free soldering.



APPLICATIONS

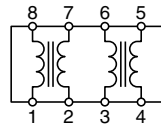
For radiant noise reduction in electronics devices. LVDS lines and IEEE 1394 interfaces used in notebook PCs and LCD monitors

SHAPES AND DIMENSIONS

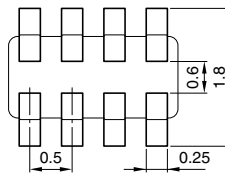


Dimensions in mm

CIRCUIT DIAGRAM



RECOMMENDED PC BOARD PATTERN



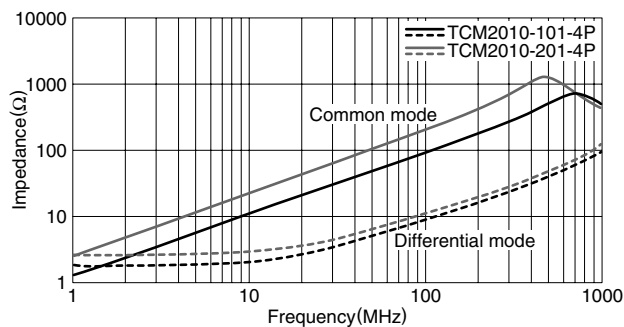
Dimensions in mm

ELECTRICAL CHARACTERISTICS

Part No.	Rated voltage E _{dc} (V)max.	Rated current (A)max.	Common mode impedance (Ω) [100MHz, at 20°C]	DC resistance (Ω)max. [each line]
TCM2010-101-4P	10	0.1	100±20%	1.5
TCM2010-201-4P	10	0.1	200±20%	2.0

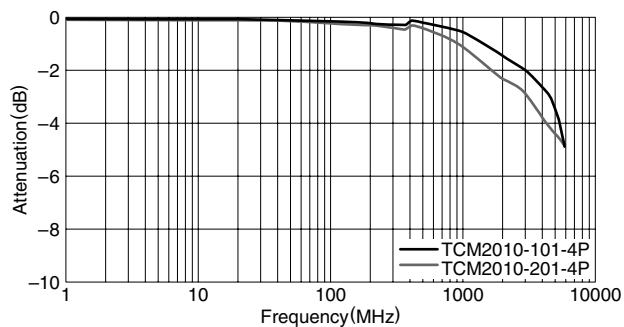
ELECTRICAL CHARACTERISTICS

IMPEDANCE vs. FREQUENCY CHARACTERISTICS



REFERENCE CHARACTERISTICS

DIFFERENTIAL MODE TRANSMISSION CHARACTERISTICS



CHARACTERISTICS IMPEDANCE

