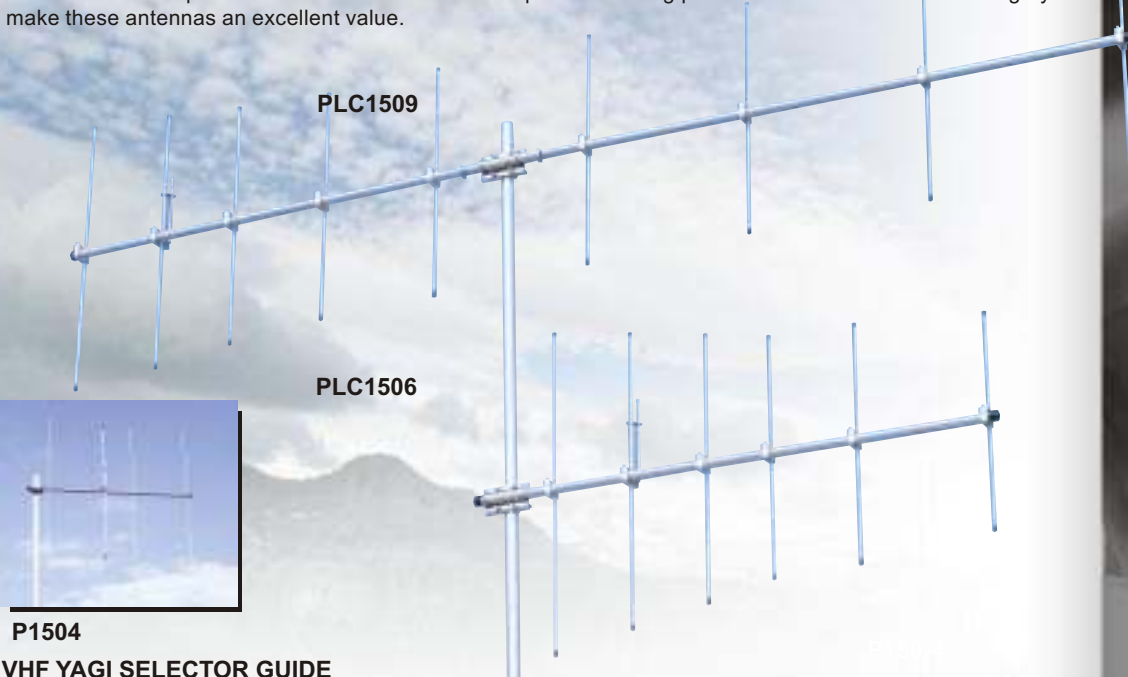


VHF & Lowband Yagis - Superior Construction Means System Reliability

Heavy-duty PLC series 7.1 or 11.1 dB gain

The Cushcraft PLC Yagis are heavy-duty point-to-point antennas, commonly used in data transmission and control station applications. With a frequency range of 129-174 MHz and 220-222 MHz, they feature a preset Reddi-Match and can be quickly and easily assembled at the installation site. Precisely machined boom-to-element blocks prevent corrosion and noise buildup. Outstanding performance and mechanical integrity make these antennas an excellent value.



P1504

VHF YAGI SELECTOR GUIDE

Model	Freq. MHz	Gain dBd	No. Elem	F to B dB	-3dB Bmwidth		Connector Type (Female)	W/ surf. Area ft ² (m ²)	W/ surv. mph (kph)	W/ 1/2" ice	Length in (cm)	Wt. lb (kg)
					E-Plane°	H-Plane°						
PLC-1296	129-137	7.1	6	20	53	74	UHF	1.54 (0.143)	125 (200)	100 (161)	75 (190.5)	7.4 (3.3)
PLC-1346	134-142	7.1	6	20	53	74	UHF	1.49 (0.138)	125 (200)	100 (161)	72 (182.9)	7.2 (3.2)
PLC-1426	142-150	7.1	6	20	53	74	UHF	1.44 (0.133)	125 (200)	100 (161)	70 (177.8)	7.2 (3.2)
PLC-1506	150-158	7.1	6	20	53	74	UHF	1.39 (0.129)	125 (200)	100 (161)	66 (167.6)	7.2 (3.2)
PLC-1586	158-166	7.1	6	20	53	74	UHF	1.34 (0.124)	125 (200)	100 (161)	64 (162.6)	7.1 (3.2)
PLC-1666	166-174	7.1	6	20	53	74	UHF	1.29 (0.120)	125 (200)	100 (161)	64 (162.6)	7.0 (3.15)
PLC-1369	136-142	11.1	9	20	35	45	UHF	2.77 (0.256)	125 (200)	100 (161)	161 (408.9)	11.1 (5.0)
PLC-1429	142-150	11.1	9	20	35	45	UHF	2.51 (0.232)	125 (200)	100 (161)	152 (386.1)	10.9 (4.9)
PLC-1509	150-158	11.1	9	20	35	45	UHF	2.42 (0.224)	125 (200)	100 (161)	144 (365.7)	10.3 (4.6)
PLC-1589	158-166	11.1	9	20	35	45	UHF	2.32 (0.214)	125 (200)	100 (161)	137 (347.0)	10.4 (4.7)
PLC-1669	166-174	11.1	9	20	35	45	UHF	2.25 (0.208)	125 (200)	100 (161)	131 (332.7)	10.0 (4.5)
PLC-2206	220-222	7.1	6	20	53	74	UHF	1.09 (0.101)	125 (200)	100 (161)	48 (121.9)	6 (2.7)
PLC-2209	220-222	11.1	9	20	35	45	UHF	1.91 (0.176)	12 (200)	100 (161)	108 (274.3)	8.5 (3.8)

Common Specifications: Power handling - 400 Watts; Element material - 1/2 in (1.3 cm) 6063-T832 aluminum tube; Boom material: 1-1/8 in (2.9 cm) 6063-T832 aluminum tube; Maximum mast diameter: 2-1/8 in (5.4 cm); Mounting style; U-bolts and plate.

Model	Freq. MHz	Gain dBd	No. Elem	F to B dB	-3dB Beamwidth		Connector Type (Female)	W/ surf. Area ft ² (m ²)	W/ surv. mph (kph)	W/ 1/2" ice	Length in (cm)	Wt. lb (kg)
					E-Plane°	H-Plane°						
P134-4	130-134.5	6.5	4	18	65	80	UHF	0.55 (0.051)	125 (200)	100 (161)	44 (110)	2.8 (1.26)
P138-4	134-138.5	6.5	4	18	65	80	UHF	0.54 (0.050)	125 (200)	100 (161)	44 (110)	2.7 (1.21)
P142-4	138-142.5	6.5	4	18	65	80	UHF	0.53 (0.049)	125 (200)	100 (161)	44 (110)	2.7 (1.21)
P146-4	142-146.5	6.5	4	18	65	80	UHF	0.53 (0.049)	125 (200)	100 (161)	44 (110)	2.7 (1.21)
P150-4	146-150.5	6.5	4	18	65	80	UHF	0.52 (0.048)	125 (200)	100 (161)	44 (110)	2.7 (1.21)
P154-4	150-154.5	6.5	4	18	65	80	UHF	0.51 (0.047)	125 (200)	100 (161)	44 (110)	2.7 (1.21)
P158-4	154-158.5	6.5	4	18	65	80	UHF	0.50 (0.046)	125 (200)	100 (161)	44 (110)	2.7 (1.21)
P162-4	158-162.5	6.5	4	18	65	80	UHF	0.49 (0.045)	125 (200)	100 (161)	44 (110)	2.6 (1.17)
P166-4	162-166.5	6.5	4	18	65	80	UHF	0.48 (0.044)	125 (200)	100 (161)	44 (110)	2.6 (1.17)
P170-4	166-170.5	6.5	4	18	65	80	UHF	0.47 (0.043)	125 (200)	100 (161)	44 (110)	2.6 (1.17)
P174-4	170-174.5	6.5	4	18	65	80	UHF	0.46 (0.042)	125 (200)	100 (161)	44 (110)	2.6 (1.17)
P220-4	220-222	6.5	4	18	65	80	UHF	0.36 (0.033)	125 (200)	100 (161)	36 (91)	2.6 (1.17)

Common Specifications: Power handling - 400 Watts; Element material - 3/16in (48 cm) 6063-T832 aluminum rod; Boom material: 7/8 in (2.2 cm) 6063-T832 aluminum tube; Maximum mast diameter: 2-1/8 in (5.4 cm); Mounting style; U-bolt and bracket.

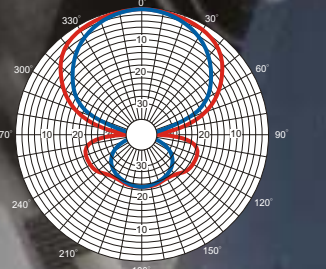
LOWBAND YAGI SELECTOR GUIDE

Model	Freq. MHz	Gain dBd	No. Elem	F to B dB	-3 dB Beamwidth		Connector Type (Female)	W/ surf. Area ft ² (m ²)	W/ surv. mph (kph)	W/ 1/2" ice mph (kph)	Length in (cm)	Wt. lb (kg)
					E-Plane°	H-Plane°						
PLHC-372	30-75	2.6	2	17	95	130	UHF	2.5 (0.23)	100 (161)	70 (113)	42 (107)	15 (6.8)
PLHC-373	30-75	4.6	3	23	75	105	UHF	3.7 (0.35)	100 (161)	70 (113)	84 (213)	21 (9.5)
PLHC-374	30-75	7.2	4	30	55	79	UHF	4.8 (0.45)	100 (161)	70 (113)	136 (345)	32 (14.5)

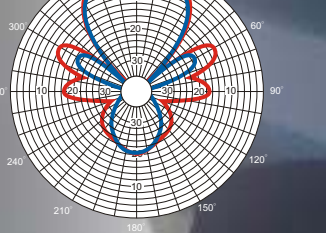
Economy P series 6.5 dB gain

VHF economy Yagis are available in broadband 4-element models with frequency ranges of 130-174 MHz and 220-222 MHz. Pre-tuned and easily assembled, they are designed to be re-mounted and can be stacked for any additional 3 dB gain using our coaxial stacking kits. These high-performance communication antennas are ideal for such applications as control stations, security service, wildlife tracking, remote pickup, remote terminal units, and portable emergency stations.

Typical 6 Element PLC



Typical 9 Element PLC



Typical 9 Element PLC



PLHC-374

