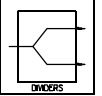


113A & B

0° POWER DIVIDERS / COMBINERS

0.5 to 500 MHz / 2-Way / Uniform Phase & Ampli. Bal. / Low Insertion Loss / Broadband / PC Mount



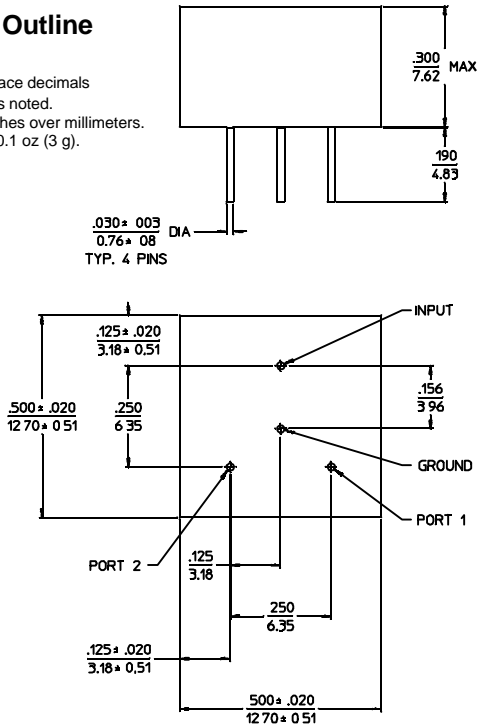
PRINCIPAL SPECIFICATIONS

Model Number	Freq. Range, MHz	Frequency Perform., MHz	Isolation, dB		Insertion Loss, dB		Phase Balance		Amplitude Bal., dB		VSWR (In/Output)		Internal Load Power Dissipation
			Min.	Typ.	Max.	Typ.	Max.	Typ.	Max.	Typ.	Max.	Typ.	
113A	10 - 500	10 - 200	20	25	0.7	0.3	2°	1°	0.2	0.1	1.5:1	1.2:1	125 mW
		200 - 500	20	25	1.0	0.7	2°	1°	0.2	0.1	1.5:1	1.2:1	
113B	0.5 - 200	0.5 - 200	25	30	0.7	0.4	2°	1°	0.2	0.1	1.5:1	1.2:1	250 mW
		1 - 100	25	30	0.5	0.25	2°	1°	0.2	0.1	1.5:1	1.2:1	

Package Outline

NOTES:

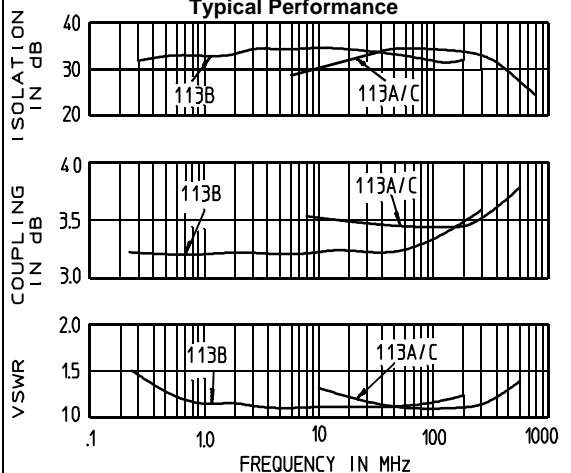
1. Tolerance on 3 place decimals ± 0.10 (.25) except as noted.
2. Dimensions in inches over millimeters.
3. Nominal Weight: 0.1 oz (3 g).



GENERAL SPECIFICATIONS

- Coupling: - 3 dB nom.
- Impedance: 50 Ω nom.
- CW Input Power: 1 W max.
(When used as divider with 1.2:1 VSWR_{out})
- Operating Temperature: - 55° to +85°C

Typical Performance



General Notes:

1. The 113A and 113B series of power dividers/combiners covers a broad frequency range of 500 kHz to 500 MHz.
2. The square header and relay header packages used in this series are suitable for applications emphasizing high performance and limited PC board space.

16Feb96