

### DUAL SCHOTTKY RECTIFIERS

VOLTAGE RANGE: 35 - 60 V  
CURRENT: 16 A

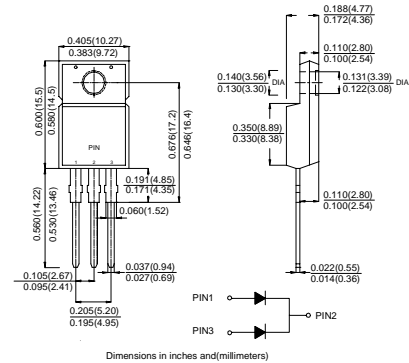
#### FEATURES

- ◇ High surge capacity.
- ◇ For use in low voltage, high frequency inverters, free wheeling, and polarity protection applications.
- ◇ Metal silicon junction, majority carrier conduction.
- ◇ High current capacity, low forward voltage drop.
- ◇ Guard ring for over voltage protection.

#### MECHANICAL DATA

- ◇ Case: JEDEC ITO-220AB, molded plastic body
- ◇ Terminals: Leads, solderable per MIL-STD-750, Method 2026
- ◇ Polarity: As marked
- ◇ Weight: 0.08ounce, 2.24 grams
- ◇ Position: Any

#### ITO-220AB



inch(mm)

#### MAXIMUM RATINGS AND ELECTRICAL CHARACTERISTICS

Ratings at 25°C ambient temperature unless otherwise specified.

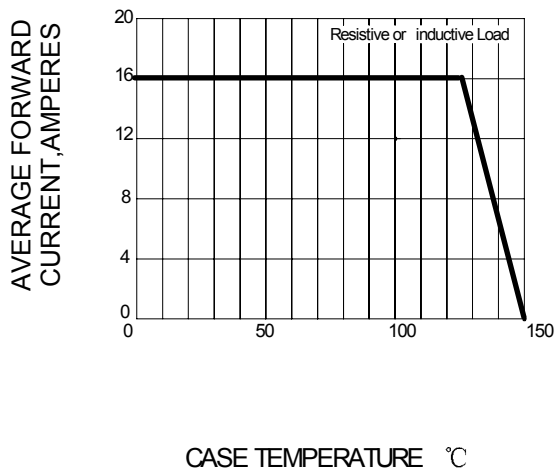
		MBRF 1635CT	MBRF 1645CT	MBRF 1650CT	MBRF 1660CT	UNITS
Maximum recurrent peak reverse voltage	$V_{RRM}$	35	45	50	60	V
Maximum RMS Voltage	$V_{RMS}$	25	32	35	42	V
Maximum DC blocking voltage	$V_{DC}$	35	45	50	60	V
Maximum average forward total device rectified current @ $T_c = 125^\circ\text{C}$	$I_{F(AV)}$	16.0				A
Peak forward surge current 8.3ms single half sine-wave superimposed on rated load	$I_{FSM}$	150.0				A
Maximum forward voltage per leg ( $I_F=8.0A, T_c=25^\circ\text{C}$ ) (NOTE 1) ( $I_F=8.0A, T_c=125^\circ\text{C}$ )	$V_F$	0.63		0.75		V
Maximum reverse current @ $T_c=25^\circ\text{C}$ at rated DC blocking voltage @ $T_c=125^\circ\text{C}$	$I_R$	0.2		1.0		m A
Maximum thermal resistance (NOTE 2)	$R_{\theta JC}$	1.5				$^\circ\text{C}/\text{W}$
Operating junction temperature range	$T_J$	- 55 ---- + 150				$^\circ\text{C}$
Storage temperature range	$T_{STG}$	- 55 ---- + 175				$^\circ\text{C}$

NOTE: 1. Pulse test: 300µs pulse width, 1% duty cycle.

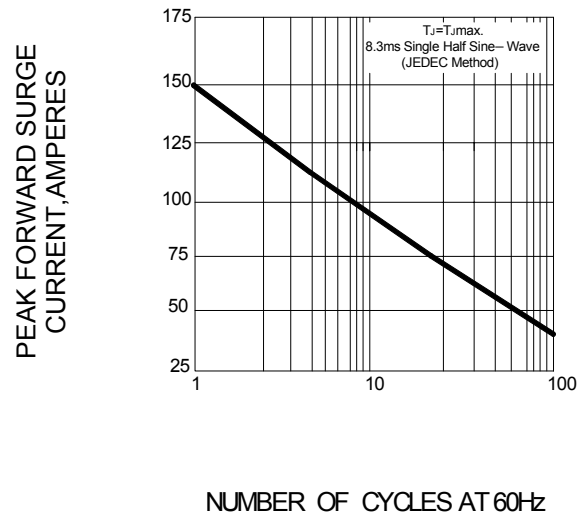
2. Thermal resistance from junction to case and thermal resistance from junction to ambient.

www.galaxycn.com

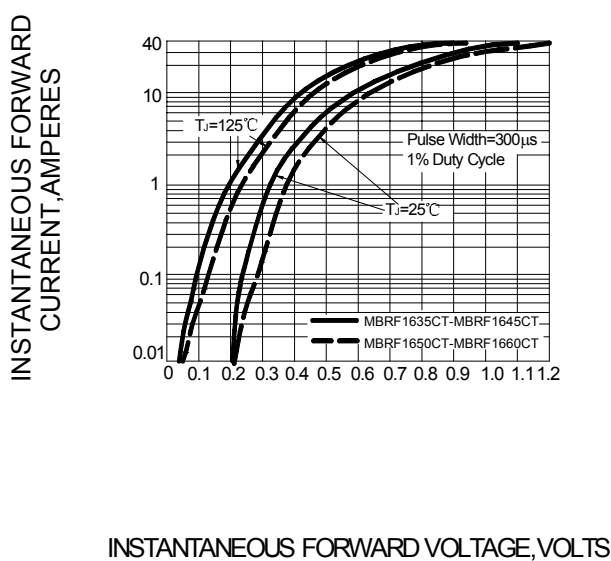
**FIG.1 – FORWARD CURRENT DERATING CURVE**



**FIG.2 – MAXIMUM NON-REPETITIVE PEAK FORWARD SURGE CURRENT PERLEG**



**FIG.3 – TYPICAL INSTANTANEOUS FORWARD CHARACTERISTIC PERLEG**



**FIG.4 – TYPICAL REVERSE CHARACTERISTICS**

