


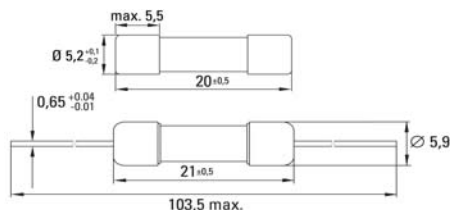
5x20mm / No. 199

formerly No. 196/S

This product is not recommended for new designs. Please refer to Littelfuse No. 219XA.



Dimensions (mm)



Optional Holders*

IEC 60127-2/VI, 250 V, T

lead free

Time-Current Characteristic

Time Lag (T)

Standard

IEC 60127-2/VI

Approvals

VDE
Semko
CCC
cULus Recognized
METI-PSE

Features

Very high surge tolerance
Enhanced breaking capacity
Visual fault indication
Direct solderable or plug-in versions
Internationally approved
Worldwide availability

WebLinks

Further info see:

www.wickmanngroup.com

Further application info see fuseology:

www.wickmanngroup.com/download/fuseology.pdf

Specifications

Packaging

000: Bulk (1000 pcs.)
043: With mounted holder - Tape/Reel (1250 pcs.) on request*
*approvals pending for Pb-free fuse with holders

Materials

Tube: Glass
End Caps: Nickel-plated brass
Optional Holders: Nickel-plated caps
Tin-plated copper wires

Operating Temperature

-40 °C to +85 °C (consider de-rating)

Climatic Category

-40 °C/+85 °C/21 days
(IEC 60068-1,-2-1,-2-2,-78)

Stock Conditions

+10 °C to +60 °C
relative humidity ≤ 75 % yearly average,
without dew, maximum value for 30 days-95 %

Vibration Resistance

24 cycles at 15 min. each (EN 60068-6)
10 - 60Hz at 0.75 mm amplitude
60 - 2000 Hz at 10 g acceleration

Solderability (optional holders)

260 °C, ≤ 3 s (Wave)
350 °C, ≤ 1 s (Soldering Iron)

Soldering Heat Resistance (optional holders)

260 °C, 10 s (IEC 60068-2-20)

Marking

Ⓢ, T, Current Rating, E, 250V, Approvals

Unit Weight

1.1 g (approx.)
2.1 g (with holders)



Limits for Pre-arcing Time

Rated Current	1.5 x I _N	2.1 x I _N	2.75 x I _N	4 x I _N	10 x I _N
800 mA ... 6.30 A	> 1 h	< 2 min	600 ms...10 s	150 ms...3 s	20 ms ... 300 ms



Permissible continuous operating current is ≤ 100 % at ambient temperature of 23 °C (73.4 °F).

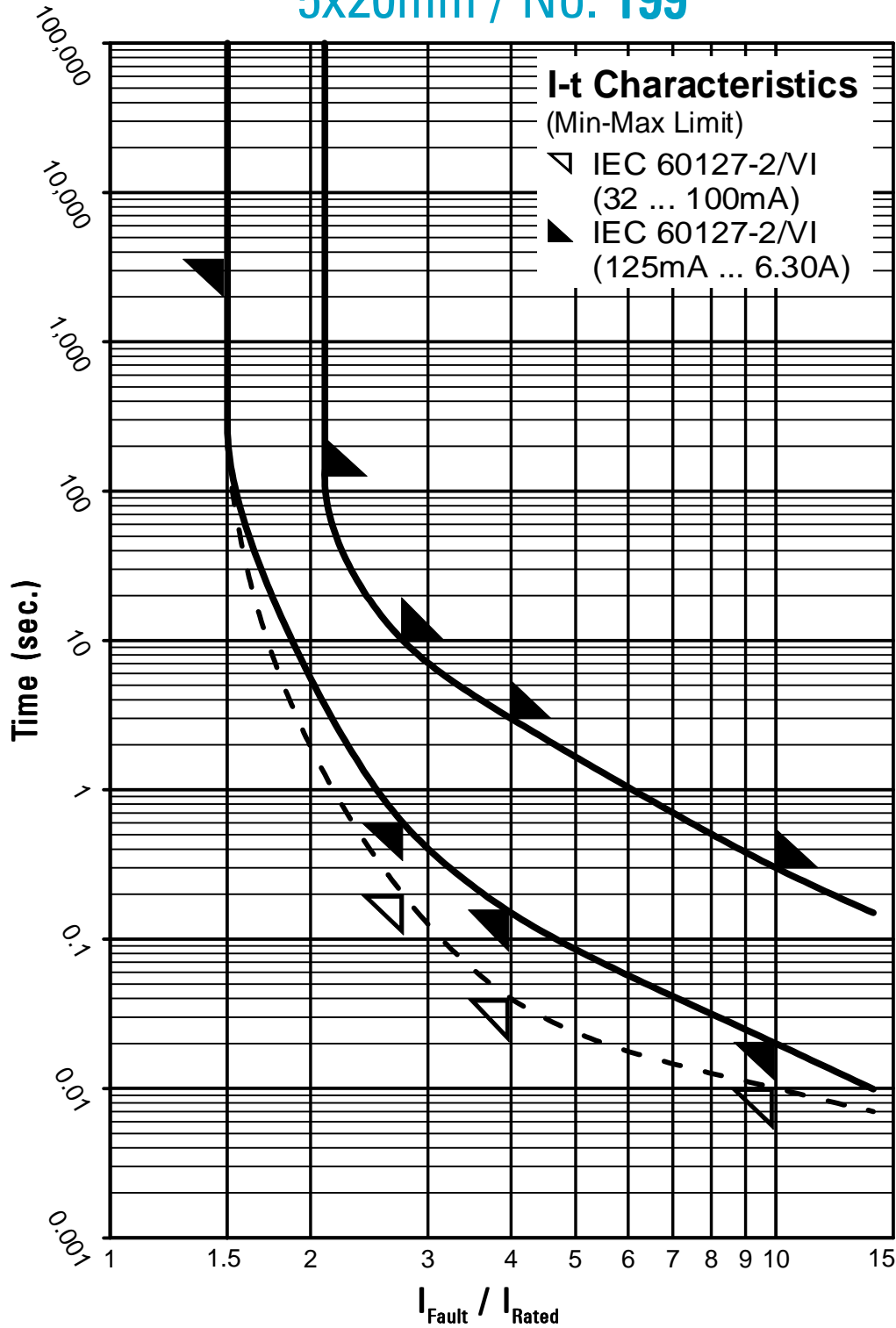
Rated Current	Amp Code	Voltage Rating	Breaking Capacity	Voltage Drop 1.0 x I _N Ⓢ max. (mV)	Power Dissipation 1.5 x I _N Ⓢ max. (W)	Melting Integral 10 x I _N Ⓢ min. (A ² s) typ.	Approvals	VDE	SEMKO	CCC	cULus	METI-PSE
800 mA	0800	250 V		180	0.370	12.9	17.2	•	•	•	•	•
1.00 A	1100	250 V		137	0.362	24.0	27.4	•	•	•	•	•
1.25 A	1125	250 V		145	0.560	39.0	45.7	•	•	•	•	•
1.60 A	1160	250 V		133	0.610	56.1	66.1	•	•	•	•	•
2.00 A	1200	250 V	150 A / 250 V AC 50-60 Hz cos φ = 1.0	120	0.707	80.9	95.2	•	•	•	•	•
2.50 A	1250	250 V		110	0.850	120	140	•	•	•	•	•
3.15 A	1315	250 V		100	0.900	235	277	•	•	•	•	•
4.00 A	1400	250 V		92	1.250	314	364	•	•	•	•	•
5.00 A	1500	250 V		80	1.500	240	288	•	•	•	•	•
6.30 A	1630	250 V		83	1.700	480	564	•	•	•	•	•

Order Information

Qty.	Order-Number	Series	Amp Code	Pack. Code
		199		

Specifications are subject to change without notice.

5x20mm / No. 199



Contact WICKMANN for individual I-t curves