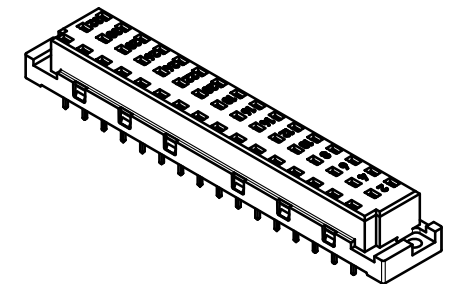
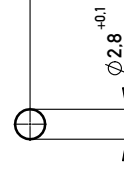
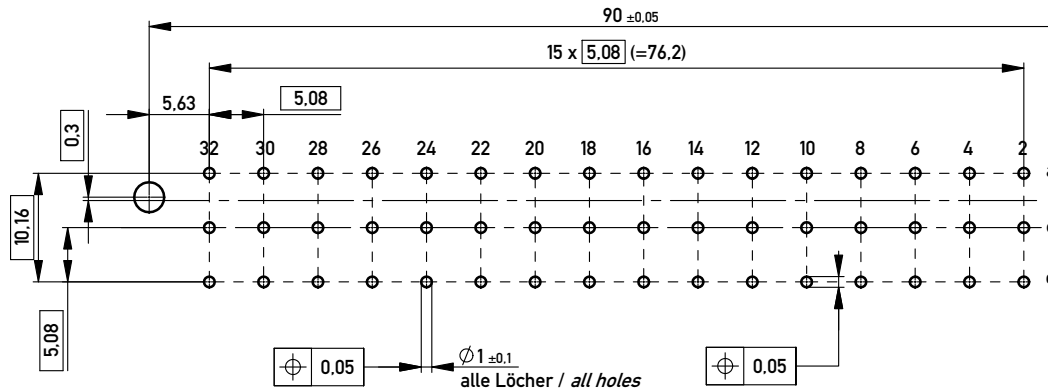


Lötanschluss 0,6 x 0,6 / solder terminal 0,6 x 0,6
 Isolierwerkstoff / housing material: PBT GF 30
 Anforderungsstufe 2 = 400 Steckzyklen / performance class 2 = 400 mating cycles
 Bauart 7 / type 7

Leiterplatten-Layout Vorschlag
 PCB-Layout proposal



Information:		Tolerances		Scale	2:1
All rights reserved. Only for information. To ensure that this is the latest version of this drawing, please contact one of the ERNI companies before using.		Subject to modification without prior notice. Drawing will not be updated.		Designation	
www.ERNI.com		www.ERNI.com		Federleiste E 48 Löt Fem Connector E 48 Solder	
a		06.05.2013		354661	
Index		Date		I A3	
Class				STVE	

Fehlende Masse und Angaben nach DIN EN 60603-2 / Missing information and dimensions according to DIN EN 60603-2
 Sonstige Angaben siehe Fertigungsunterlagen / Additional indications please see the production documentation