

● PROFESSIONAL LED INDICATORS Ø6.35mm Mounting

FEATURES



684 SERIES

PACK QUANTITY = 10 PIECES

- Black anodised aluminium housing
- Unique rear mounting indicator
- Sealed to IP67
- Suitable for high vibration applications

SPECIFICATION

Ordering Information & Typical Technical Characteristics (Ta = 25°C)

Mean Time Between Failure = 100,000 Hours. Luminous intensity figures refer to the unmodified discrete LED.

PART NUMBER	COLOUR	LENS	VOLTAGE DC (Vdc) Vopr	CURRENT DC (mA) Iopr	LUMINOUS INTENSITY Iv@20mA (mcd)	WAVE LENGTH λp (nm)	OPERATING TEMP Topr	STORAGE TEMP Tstg	
STANDARD INTENSITY									
684-312-04	Green	Water Clear	2.2	20	120	565	-40 ~ +85 [^]	-40 ~ +85	Yes
HIGH INTENSITY									
684-301-04	Red	Water Clear	1.9	20	900	660	-40 ~ +85 [^]	-40 ~ +85	Yes
684-325-04	Yellow	Water Clear	2.1	20	4300	590	-30 ~ +85 [^]	-40 ~ +120	Yes
684-324-04	Green	Water Clear	3.4	20	7800	525	-30 ~ +85 [^]	-40 ~ +100	Yes
684-934-04	Blue	Water Clear	3.6	20	2300	470	-30 ~ +85 [^]	-40 ~ +100	Yes
684-998-04	Cool White	Water Clear	3.6	20	4600	see below	-30 ~ +85 [^]	-40 ~ +100	Yes
UNITS			Vdc	mA	mcd	nm	°C	°C	



[^] = Products must be derated according to the derating information. Each derating graph refers to specific LEDs.

998	*Typical emission colour cool white			
x	0.296	0.283	0.330	0.330
y	0.276	0.305	0.339	0.318

Intensities (Iv) and colour shades of white (x,y co-ordinates) may vary between LEDs within a batch.

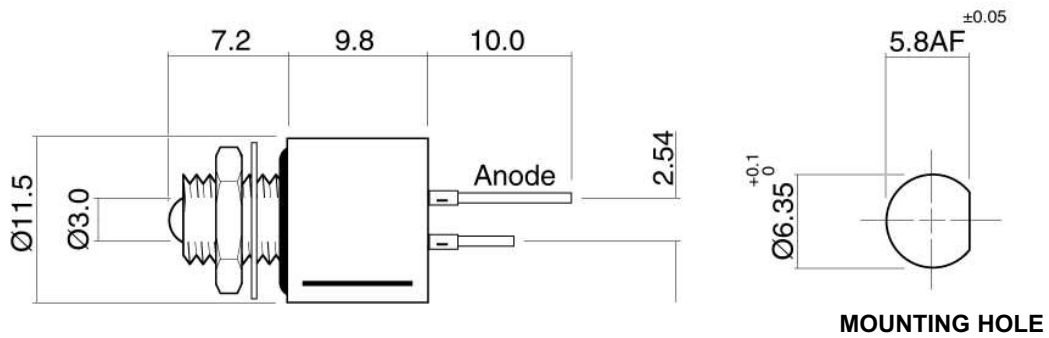
How to Order:

website: www.marl.co.uk • email: sales@marl.co.uk • webstore: www.leds.co.uk

• Telephone +44 (0)1229 582430 • Fax: +44 (0)1229 585155

The information contained in this datasheet does not constitute part of any order or contract and should not be regarded as a representation relating to either products or service. Marl International reserve the right to alter without notice the specification or any conditions of supply for products or service.

684 Series



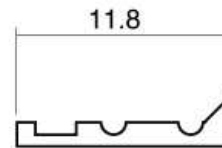
Dimensions in mm (Typical)
Not to scale

Anode termination indicated by long pin.
Mounting Hole to be clean and burr free.

MATERIALS

Body	Black Anodised Aluminium
Nut	Black Anodised Aluminium
Panel Seal	Nitrile
Lens	Epoxy
Encapsulation	PC5430 resin
Lock Washer	Spring Steel

PUSH-ON CONNECTORS



909-000-00 is gold plated
910-000-00 is tin plated
For use with 684 series lamps

Dimensions in mm (Typical)
Not to scale

TECHNICAL CHARACTERISTICS

SERIES	MAXIMUM POWER DISSIPATION	MAXIMUM REVERSE VOLTAGE	PANEL CUTOUT	NUT MOUNTING TORQUE	MINIMUM MOUNTING CENTRES	MIN/MAX. PANEL THICKNESS
684	75	3	6.35	0.6	x,y = 12.0	2.0-4.0
	mW	Vdc	mm	Nm	mm	mm

OPTIONAL FLYING LEAD TERMINATIONS

ORDER CODE SUFFIX	SUPPLY VOLTAGE	WIRE COLOUR	WIRE LENGTH	NO/DIAMETER OF CONDUCTORS	DIAMETER OVER INSULATION	COMMENTS
15	DC Products	Red-anode / Black-cathode	150mm	19/0.15mm	1.2mm	Customised lengths available
19	DC Products	Red-anode / Black-cathode	1000mm			

website: www.marl.co.uk • email: sales@marl.co.uk • webstore: www.leds.co.uk

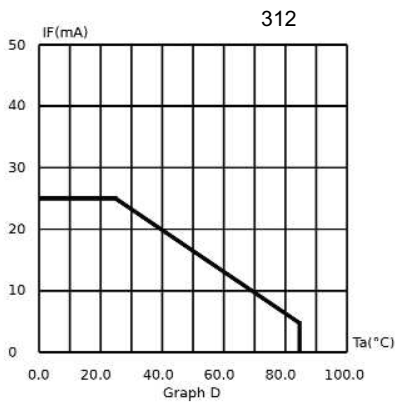
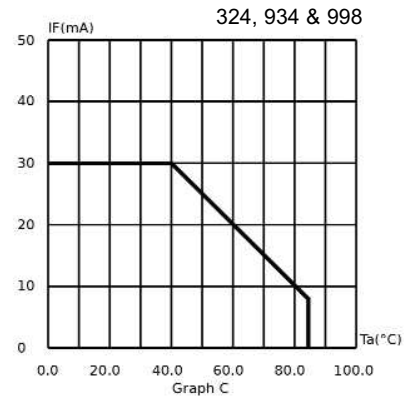
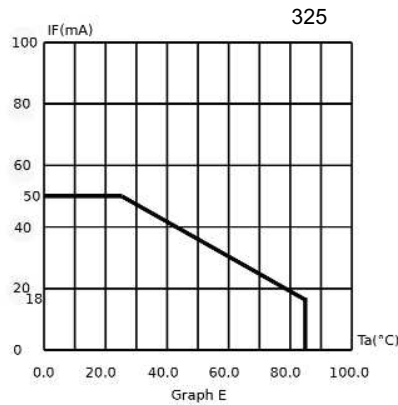
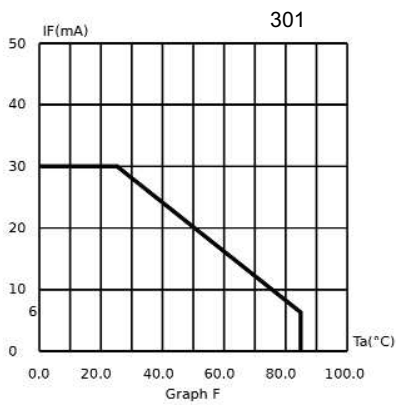
• Telephone +44 (0)1229 582430 • Fax: +44 (0)1229 585155

The information contained in this datasheet does not constitute part of any order or contract and should not be regarded as a representation relating to either products or service. Marl International reserve the right to alter without notice the specification or any conditions of supply for products or service.



BS EN ISO 9001:2000
Approved Manufacturer

DERATING INFORMATION



website: www.marl.co.uk • email: sales@marl.co.uk • webstore: www.leds.co.uk
 • Telephone +44 (0)1229 582430 • Fax: +44 (0)1229 585155

The information contained in this datasheet does not constitute part of any order or contract and should not be regarded as a representation relating to either products or service. Marl International reserve the right to alter without notice the specification or any conditions of supply for products or service.



BS EN ISO 9001:2000
Approved Manufacturer