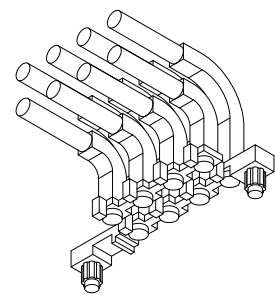
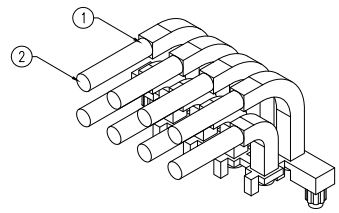
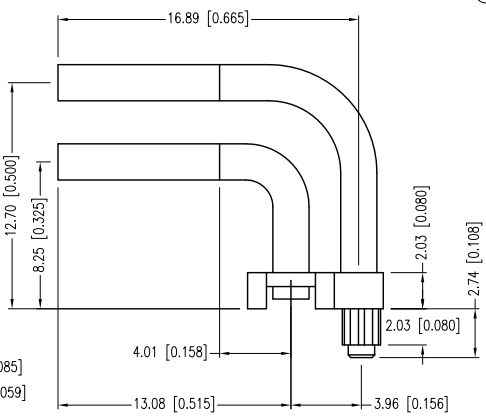
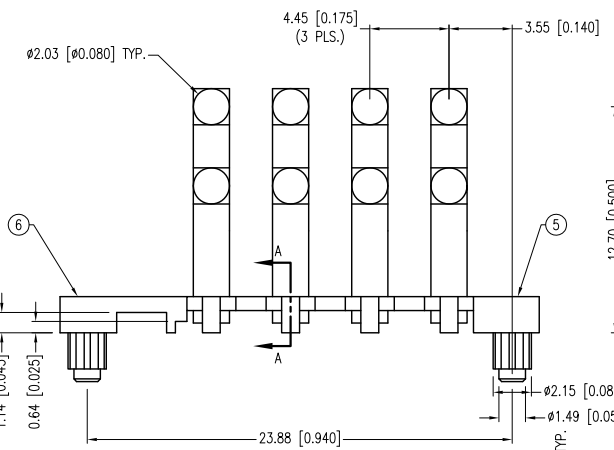
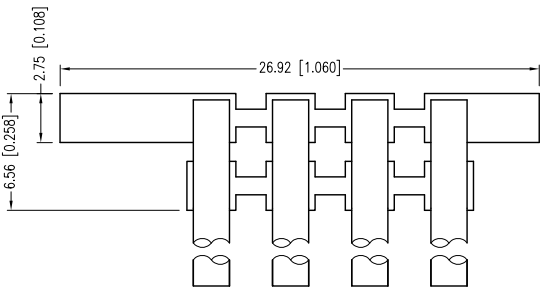
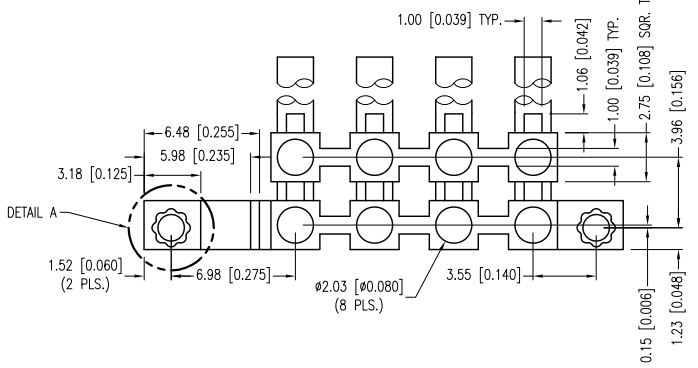
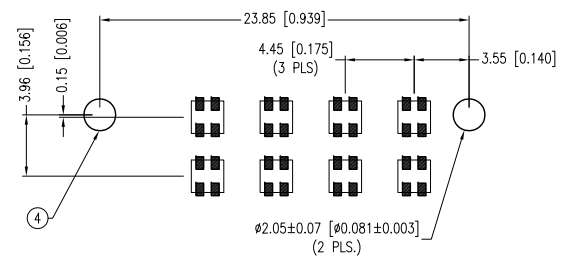


PART NUMBER	LPF-C042295-812A	REV.	A
DATE	E.C.N. NUMBER AND REVISION COMMENTS		REV.
10.19.12	E.C.N. #11839.		A

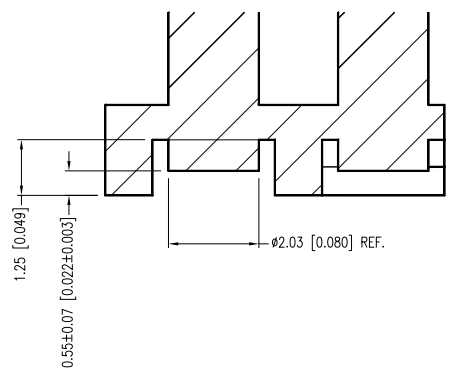


- NOTES:**
1. MATERIAL: CLEAR PC UL94V-0
 2. TEXTURED DIFFUSED.
 3. FINAL PRODUCT TO BE ROHS COMPLIANT PER DIRECTIVE 2002/95/EC.
 4. NON PLATED.
 5. CAVITY MARK.
 6. LX MARK.

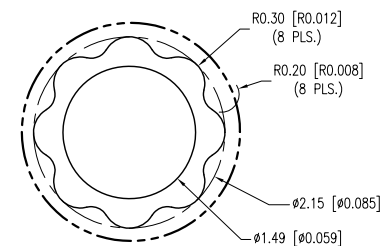
RECOMMENDED PCB LAYOUT



SECTION A-A (TYP.)



DETAIL A (TYP.)



*UNLESS OTHERWISE SPECIFIED TOLERANCES PER DECIMAL PRECISION ARE: X=±1 (±0.039), X.X=±0.5 (±0.020), X.XX=±0.25 (±0.010), X.XXX=±0.127 (±0.005). LEAD SIZE=±0.05 (±0.002), LEAD LENGTH=±0.75 (±0.030). MIN.= +^{DECIMAL} PRECISION MAX.= +^{0.00} -^{DECIMAL} PRECISION

LUMEX
 Creating LED and LCD Solutions Together™
 290 E. HELEN ROAD
 PALATINE, IL 60067-6976
 PHONE: +1.847.359.2790
 FAX: +1.847.359.6538
 WEB: WWW.LUMEX.COM
 MEMBER OF ITW PHOTONICS GROUP

CUSTOM LIGHTPIPE.
 THE SPECIFICATIONS MAY CHANGE AT ANY TIME WITHOUT NOTICE DUE TO NEW MATERIALS OR PRODUCT IMPROVEMENT.
 CONFIDENTIAL INFORMATION
 THE INFORMATION CONTAINED IN THIS DOCUMENT IS THE PROPERTY OF LUMEX INC. EXCEPT AS SPECIFICALLY AUTHORIZED IN WRITING BY LUMEX INC., THE HOLDER OF THIS DOCUMENT SHALL KEEP ALL INFORMATION CONTAINED HEREIN CONFIDENTIAL AND SHALL PROTECT SAME IN WHOLE OR IN PART FROM DISCLOSURE AND DISSEMINATION TO ALL THIRD PARTIES.

DATE:	08.08.12	DRAWN BY:	AB
PAGE:	1 OF 1	CHKD BY:	SS
SCALE:	NTS	APRVD BY:	SS
UNIT:	mm [INCH]		Ⓟ