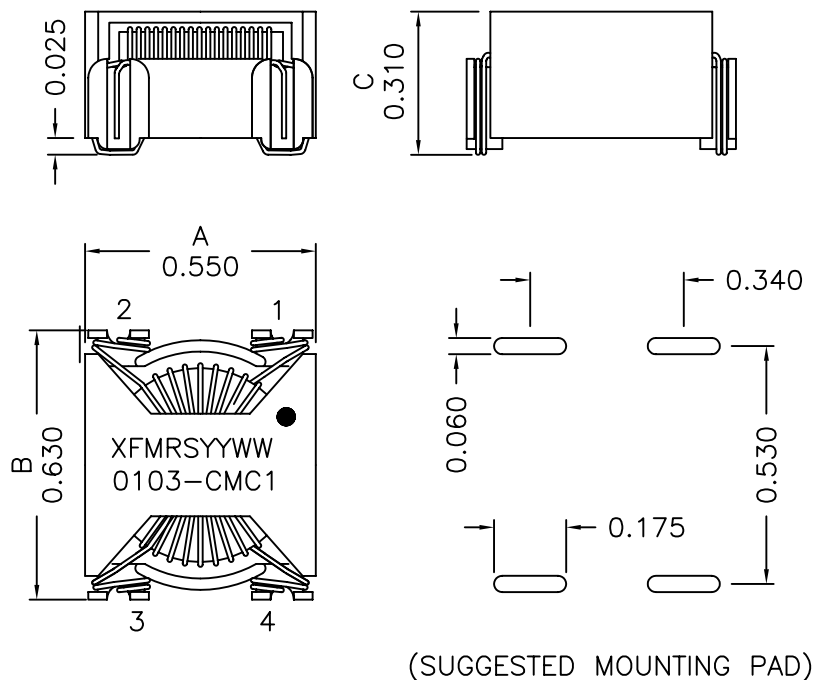
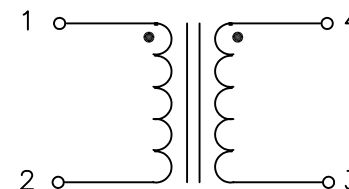


1. Mechanical Dimensions:



(SUGGESTED MOUNTING PAD)

2. Schematic



3. Electrical Specification:

OCL: Pins 1-2 10mH±30% @10KHz 0.01V

Q: Pins 1-2 20 Min @10KHz 0.01V

DCR: 0.450 Ohms Max, Each Wdg

LL: Pins 1-2 30uH Min @100KHz 0.02V,
Short Pins 3-4

Rated Current: 1.0Arms

Rated Voltage: 250Vac

HIPOT: 3000Vac, Wdg to Wdg

Notes:

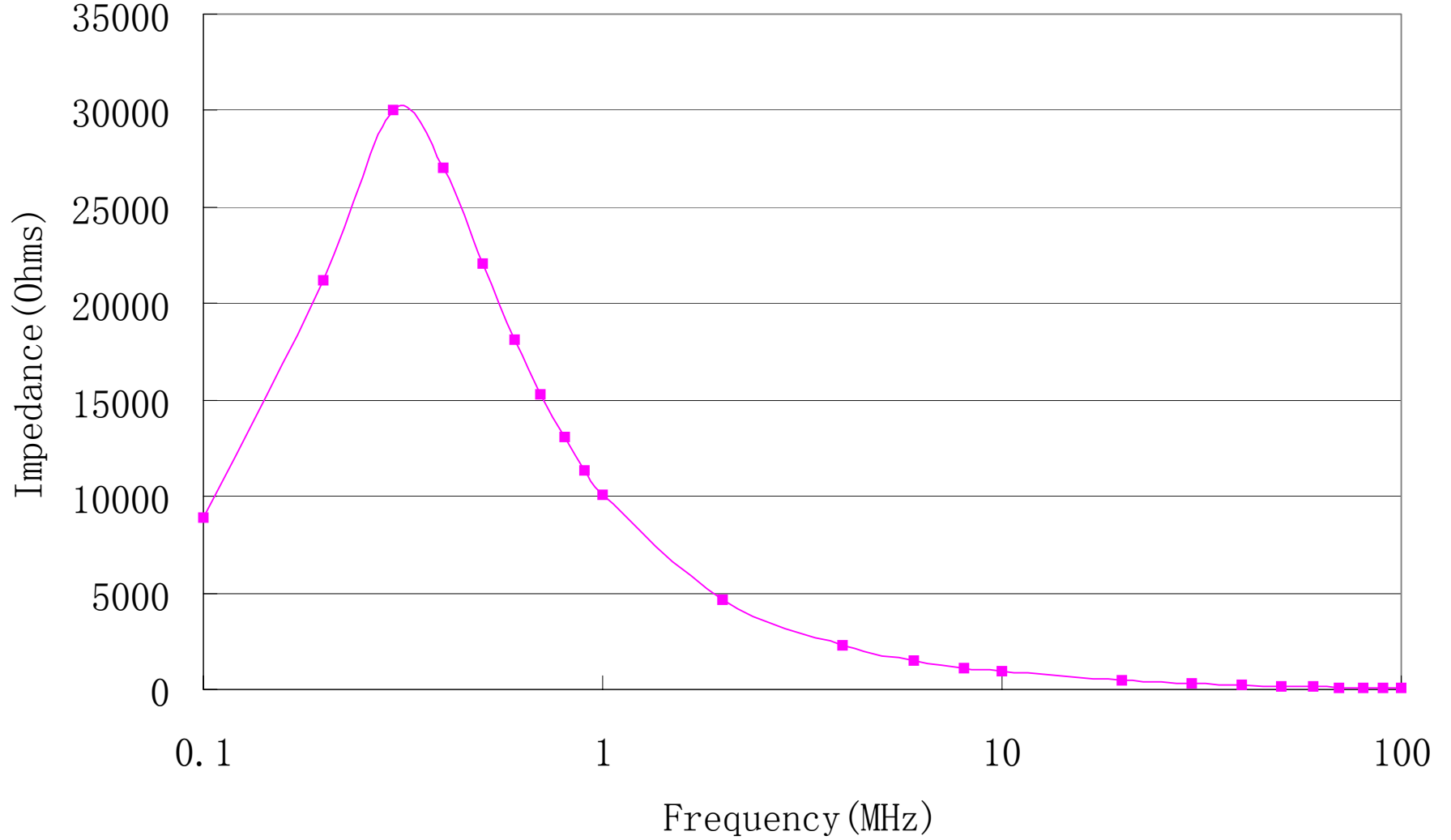
1. Solderability: Leads shall meet MIL-STD-202G, Method 208H for solderability.
2. Flammability: UL94V-0
3. ASTM oxygen index: > 28%
4. Insulation System: Class F 155°C. UL file E151556
5. Operating Temperature Range: All listed parameters are to be within tolerance from -40°C to +85°C
6. Storage Temperature Range: -55°C to +125°C
7. Aqueous wash compatible
8. SMD Lead Coplanarity: ±0.004*(0.102mm)
9. Electrical and mechanical specifications 100% tested
10. RoHS Compliant Component

DOC. REV: C/12

XFMR Inc. www.XFMRS.com	Title: Common Mode Choke		
	UNLESS OTHERWISE SPECIFIED	P/N: XF0103-CMC1	REV. C
TOLERANCES:	DWN.	Mei Chen	Sep-09-11
.xxx ±0.010	CHK.	YK Liao	Sep-09-11
Dimensions in INCH	APP.	BW	Sep-09-11
SHEET 1 OF 2			

PROPRIETARY

Document is the property of XFMR Group & is not allowed to be duplicated without authorization.



DOC. REV: C/12

XFMRs Inc. www.XFMRS.com UNLESS OTHERWISE SPECIFIED TOLERANCES: .xxx ±0.010 Dimensions in INCH SHEET 2 OF 2	Title: Common Mode Choke		
	P/N: XF0103-CMC1		REV. C
	DWN.	Mei Chen	Sep-09-11
	CHK.	YK Liao	Sep-09-11
	APP.	BW	Sep-09-11

PROPRIETARY

Document is the property of XFMRs Group & is not allowed to be duplicated without authorization.