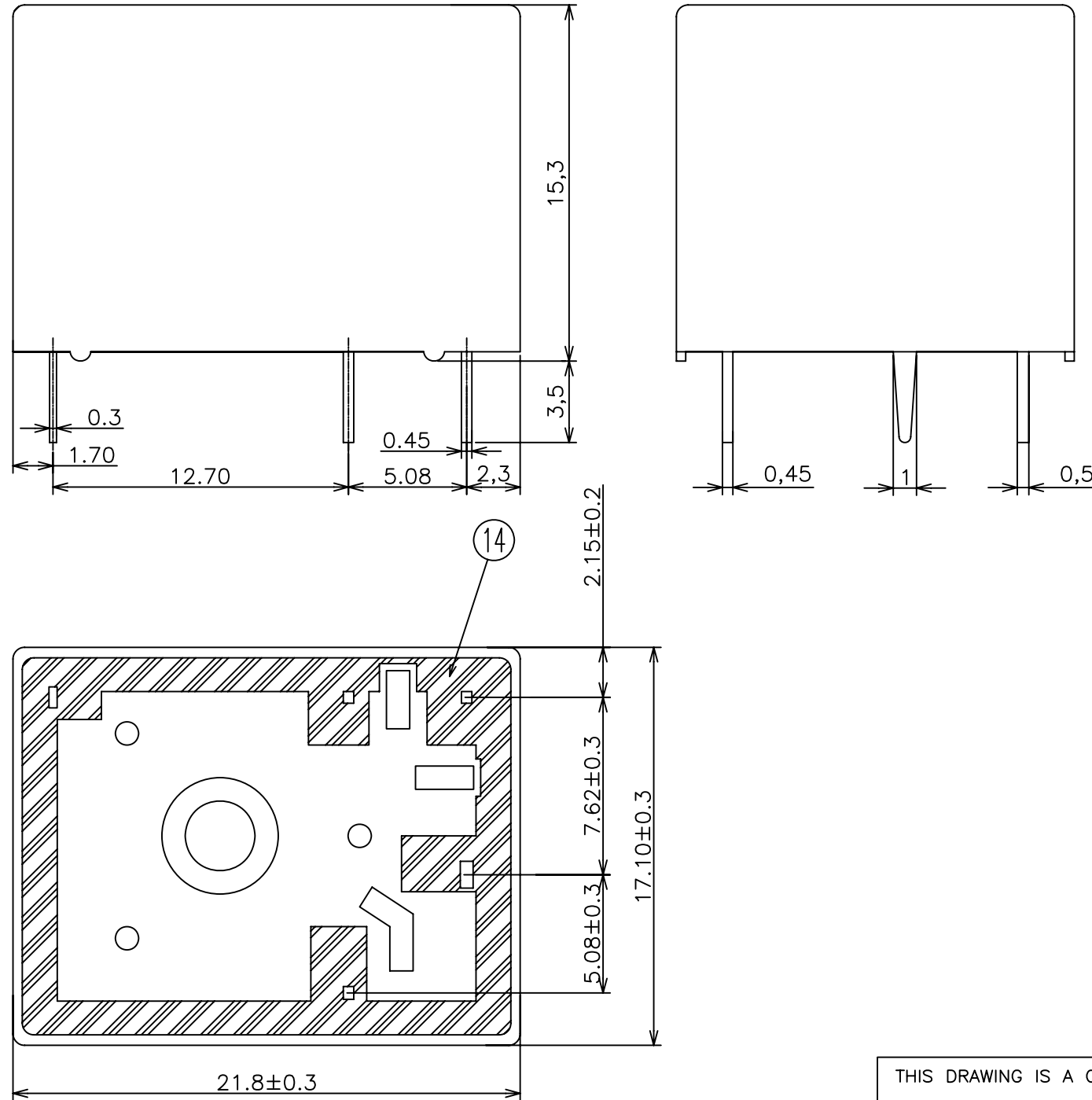


THIS DRAWING IS UNPUBLISHED. RELEASED FOR PUBLICATION
 © COPYRIGHT BY TYCO ELECTRONICS CORPORATION. ALL RIGHTS RESERVED.

LOC	DIST	REVISIONS						
		P	LTR	DESCRIPTION	DATE	DATE	DWN	APVD
			B1	ADD TYPE	FK00-0140-04	28-JUL-04	G.L	MJ.H
			B2	REMOVE CONTACT FIG.	ECO-07-014825	27-JUN-07	M.M	Y.O
			C	CHANGE TE LOGO AND DATE CODE	ECO-08-007865	21-NOV-08	Z.Z	BH.Y



NOTES
 1.-SS-:PLASTIC SEALD TYPE
 2.-SH-:WASHABLE
 © 3.LOT NO. SYSTEM AS FOLLOWING:

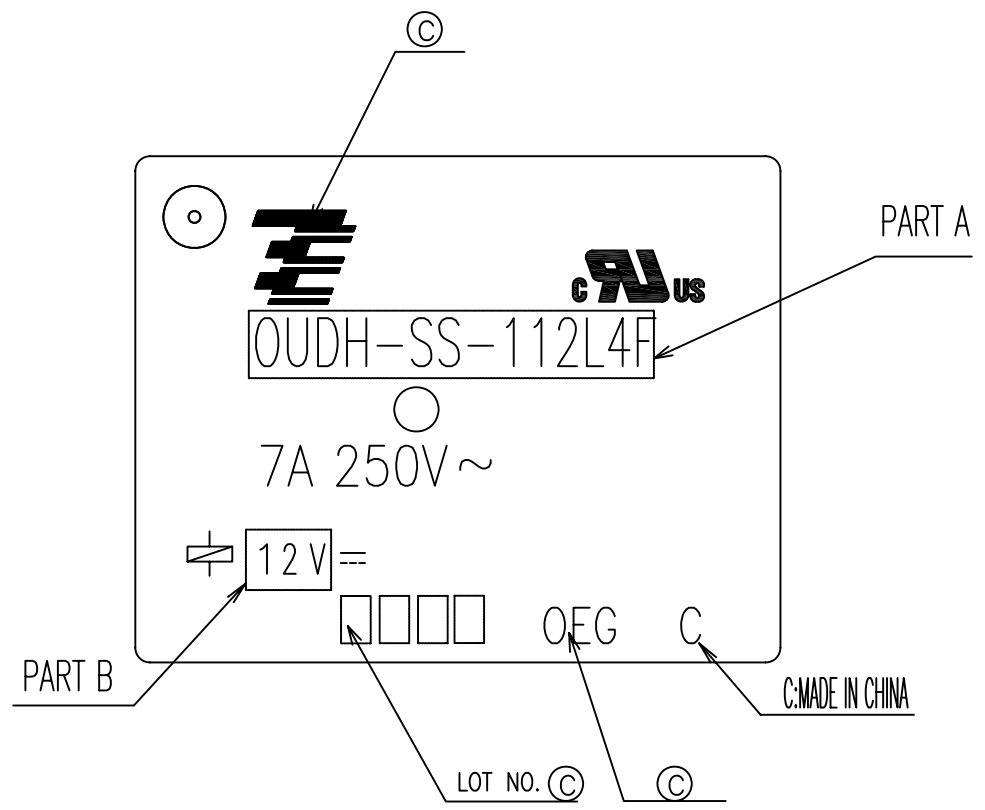
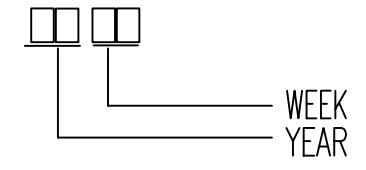


Diagram dimension	Tolerance
0.99mm max.	±0.1mm
1 - 2.99mm	±0.2mm
3mm min.	±0.3mm

THIS DRAWING IS A CONTROLLED DOCUMENT.		DWN	H.SASAKI	
DIMENSIONS: mm		CHK	N.FUNAYAMA	
TOLERANCES UNLESS OTHERWISE SPECIFIED:		APVD	A.NAGAI	
0 PLC ± ZM 1 PLC ± ZMA 2 PLC ± ZT2 3 PLC ± ZT3 4 PLC ± ZT4 ANGLES ± ZTA		PRODUCT SPEC	NAME	
MATERIAL		APPLICATION SPEC	Tyco Electronics Tyco Electronics Corporation ShenZhen, China	
SEE MATERIAL TABLE		WEIGHT	OUDH SPEC 220	
		SIZE	CAGE CODE	DRAWING NO
		A3		© = 1461766
		CUSTOMER DRAWING		RESTRICTED TO
		SCALE	SHEET	REV
		4:1	1 OF 2	C

4

3

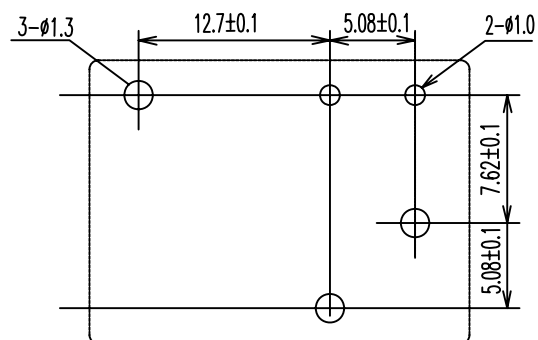
2

1

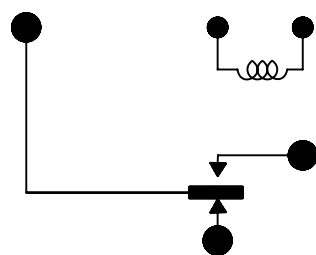
THIS DRAWING IS UNPUBLISHED. | RELEASED FOR PUBLICATION
© COPYRIGHT BY TYCO ELECTRONICS CORPORATION. ALL RIGHTS RESERVED.

LOC HB	DIST	REVISIONS						
		P	LTR	DESCRIPTION	ECN	DATE	DWN	APVD

PC BOARD LAYOUT(BOTTOM VIEW)(2/1)



CONNECTION DIAGRAM (BOTTOM VIEW)(2/1)



1-1461766-0	———	OU DH-SH-124L4F	24V	OU DH-SH-124L4F	j
1461766-9	———	OU DH-SS-136L3F	36V	OU DH-SS-136L3F	i
1461766-8	———	OU DH-SS-105L4F	5V	OU DH-SS-105L4F	h
1461766-7	———	OU DH-SH-124L3F	24V	OU DH-SH-124L3F	g
1461766-6	———	OU DH-SH-112L3F	12V	OU DH-SH-112L3F	f
1461766-5	108-79687	OU DH-SS-124L4F	24V	OU DH-SS-124L4F	e
1461766-4	108-79686	OU DH-SS-112L4F	12V	OU DH-SS-112L4F	d
1461766-3	108-79685	OU DH-SS-148D3F	48V	OU DH-SS-148D3F	c
1461766-2	108-79684	OU DH-SS-124L3F	24V	OU DH-SS-124L3F	b
1461766-1	108-79683	OU DH-SS-112L3F	12V	OU DH-SS-112L3F	a
TE PART NO	PRODUCT SPEC	TE TYPE NAME	PART B	PART A	ITEM

RELAY TYPE

THIS DRAWING IS A CONTROLLED DOCUMENT.		DWN	H.SASAKI		
DIMENSIONS: mm		CHK	N.FUNAYAMA		
TOLERANCES UNLESS OTHERWISE SPECIFIED: 0 PLC ± ZM1 1 PLC ± ZMA 2 PLC ± ZT2 3 PLC ± ZT3 4 PLC ± ZT4 ANGLES ± ZTA		APVD	A.NAGAI		
MATERIAL SEE MATERIAL TABLE		FINISH	———		
		PRODUCT SPEC	———		
		APPLICATION SPEC	———		
		WEIGHT	———		
		SIZE	A3	CAGE CODE	RESTRICTED TO
		DRAWING NO		C= 1461766	
		CUSTOMER DRAWING		SCALE	4:1
		SHEET		2 OF 2	
		REV		C	

Tyco Electronics Tyco Electronics Corporation
ShenZhen, China

NAME
OU DH SPEC 220

RESTRICTED TO
SCALE 4:1 SHEET 2 OF 2 REV C