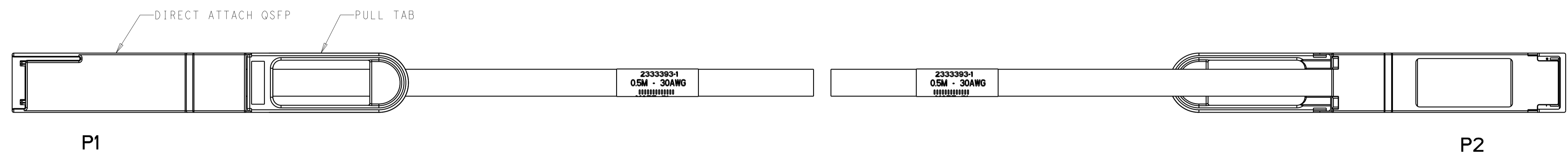
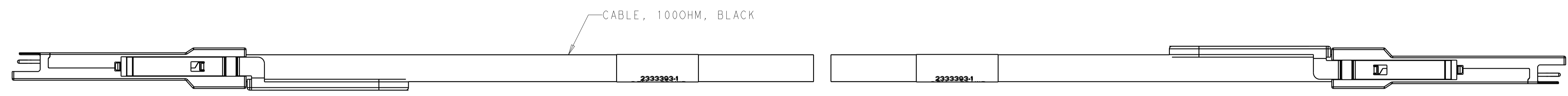
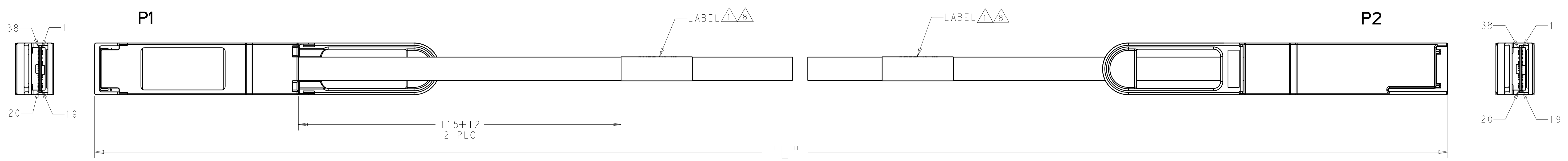
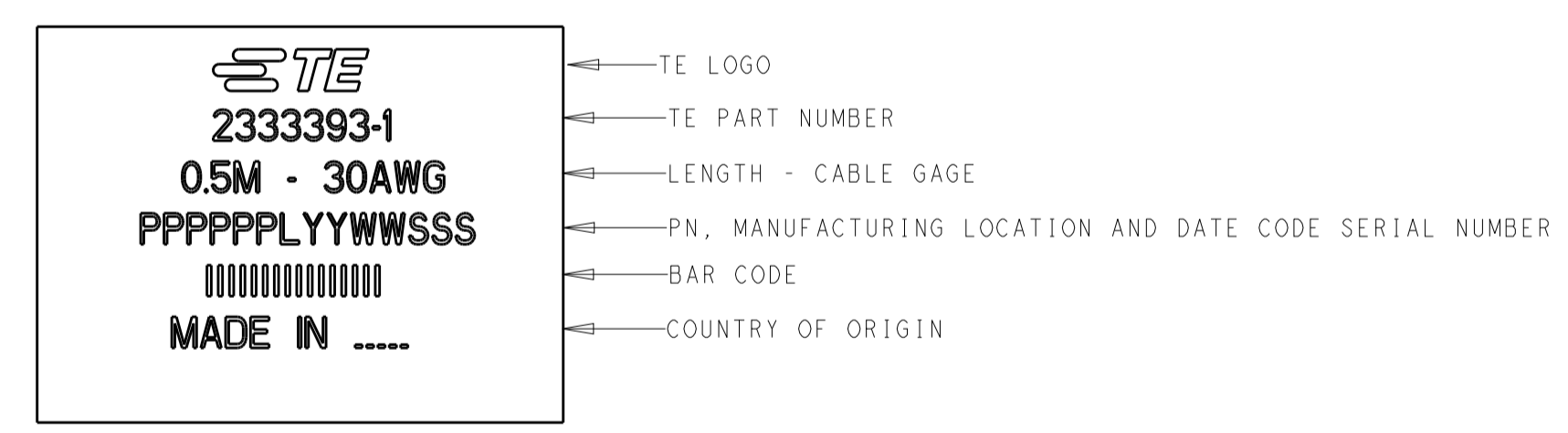


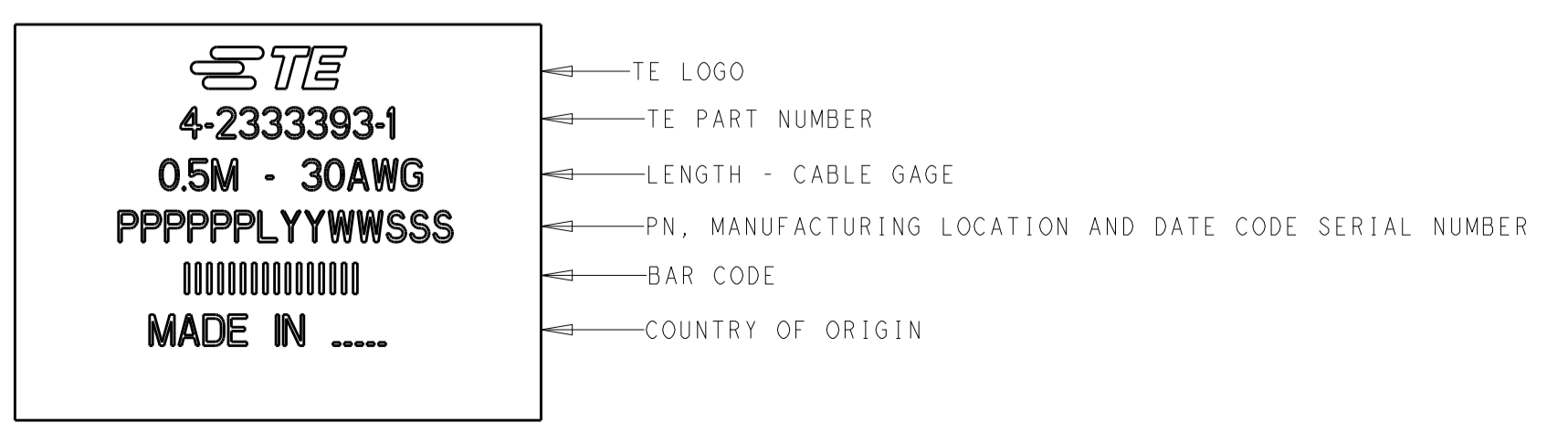
REVISIONS				
P.	LTN	DESCRIPTION	DATE	DWN APVD
A		PER ECO-18-020143	31DEC2018	MY GF
B		REVISED PER ECO-19-011085	17JUL2019	TS GF
-	-	-	-	-
-	-	-	-	-



△ LABEL INFORMATION FOR 25 GIG PNS (-1 THRU -7): -1 SHOWN



- SEE SHEET 2 FOR WIRING SCHEMATIC.
- PRODUCT AND PROCESSING MUST MEET THE REQUIREMENTS OF TE SPECIFICATION TEC-138-702.
- CABLE ASSEMBLY TO BE TESTED FOR OPENS, SHORTS AND PROPER EEPROM PROGRAM.
- EEPROM DOES NOT INCLUDE PAGE SWAPPING.
- TEST IN ACCORDANCE WITH IEEE802.3bj.
- DASH NUMBER 41 THRU 45 CONFORM TO 56G, PAM-4 IEEE802.3CD PERFORMANCE REQUIREMENTS.
- △ LABEL INFORMATION FOR 56 GIG PNS (-41 THRU -45): -41 SHOWN



STANDARD	GAGE	"L" mm	PART NO
△	30	2000 +80/-0	4-2333393-5
	30	1500 +80/-0	4-2333393-4
	30	1000 +50/-0	4-2333393-3
	30	750 +50/-0	4-2333393-2
	30	500 +50/-0	4-2333393-1
△	30	3000 +80/-0	2333393-7
	30	2500 +80/-0	2333393-6
	30	2000 +80/-0	2333393-5
	30	1500 +80/-0	2333393-4
	30	1000 +50/-0	2333393-3
30	750 +50/-0	2333393-2	
30	500 +50/-0	2333393-1	

THIS DRAWING IS A CONTROLLED DOCUMENT. DWN: M\_YI 19MAR2018. CHK: G. FRANKLIN 19MAR2018. APVD: G. FRANKLIN 19MAR2018.

**STE** TE Connectivity

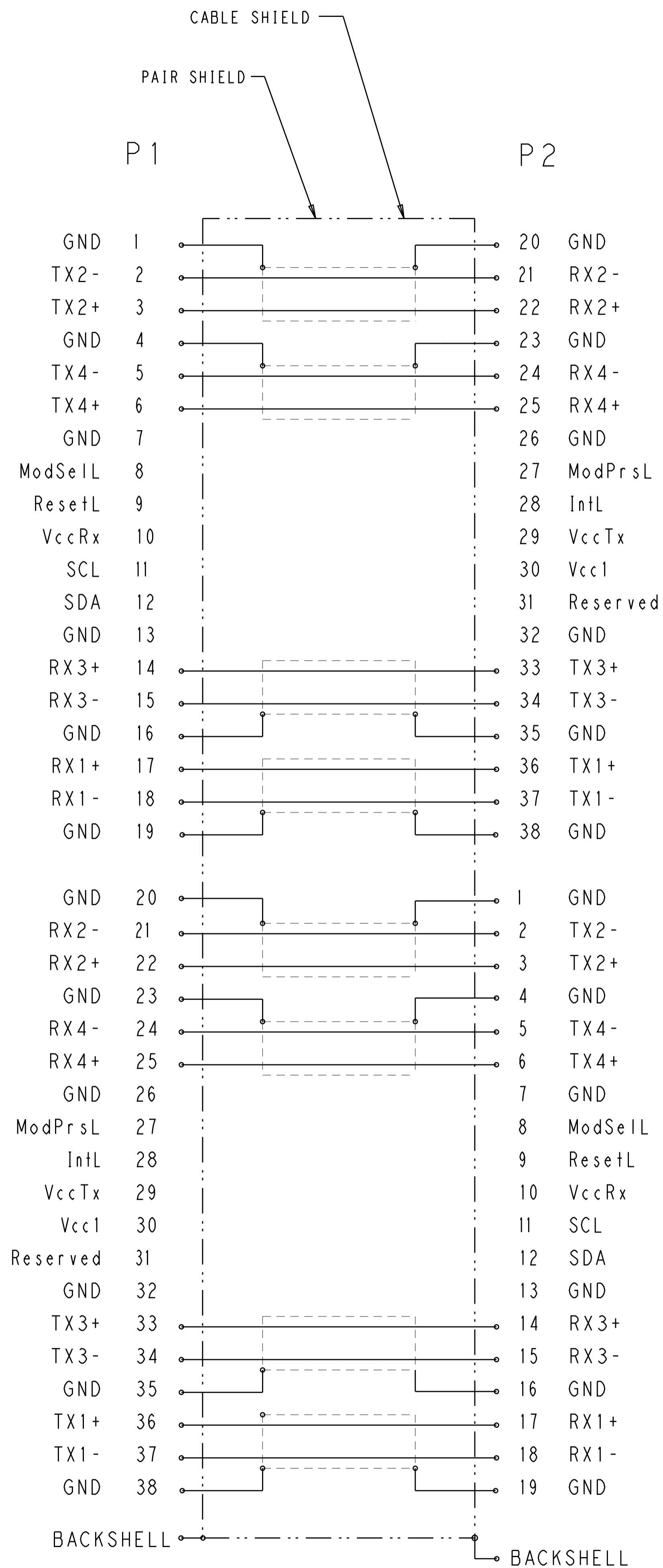
NAME: CABLE ASSEMBLY, DIRECT ATTACH QSFP 25GIG, 30AWG

SIZE: A1 | CAGE CODE: 00779 | DRAWING NO: 2333393

MATERIAL: - FINISH: - WEIGHT: - CUSTOMER DRAWING

SCALE: 5:1 | SHEET: 1 OF 2 | REV: B

REVISIONS				
P.	LTN	DESCRIPTION	DATE	APVD
-	-	SEE SHEET 1	-	-



WIRING PATTERN

THIS DRAWING IS A CONTROLLED DOCUMENT.		OWN: M_YI 19MAR2018	TE Connectivity
DIMENSIONS: mm		CHK: G. FRANKLIN 19MAR2018	
		APVD: G. FRANKLIN 19MAR2018	NAME: CABLE ASSEMBLY, DIRECT ATTACH QSFP 25GIG, 30AWG
TOLERANCES UNLESS OTHERWISE SPECIFIED:		PRODUCT SPEC	SIZE: A1
0 PLC ±		APPLICATION SPEC	CAGE CODE: 2333393
1 PLC ±		WEIGHT	RESTRICTED TO
2 PLC ±		CUSTOMER DRAWING	SCALE: 5:1
3 PLC ±			SHEET 2 OF 2
4 PLC ±			REV B
ANGLES ±			
FINISH			